

WORKFOOTWEAR

FALL 2023



ARIAT
WORK

A close-up photograph of a person's hands and arms. The person is wearing a red and black plaid shirt and blue denim jeans. They are holding a red tool, possibly a wrench or a similar mechanical tool, and are working on a light-colored, textured surface, likely concrete or a similar material. The background is blurred, showing more of the person's clothing and the work area.

ENGINEERED FOR EXTREME ENVIRONMENTS

Ariat® is proud to offer an extensive line of Ariat work boots and workwear that meet or exceed industry standards for safety, and are engineered for brute strength and active mobility in the most extreme environments.



TABLE OF CONTENTS

TECHNOLOGY

6	Platform Guide
8	Technology
12	Insoles
13	Additional Technologies & Features

WORK

18	Catalyst™ VX Work
19	Overdrive™
20	Endeavor
22	Powerline
24	Stump Jumper™
26	Rigtek™
28	Big Rig
29	Mastergrip™
30	Turbo
37	Telluride Work
38	Rebar™ Lift
40	Rebar™ Wedge
43	Rebar™ Flex
44	Groundbreaker
46	Edge LTE
49	Tracey
51	Treadfast
53	Casual Work
54	Women's Expert Safety Clog
55	Outpace™
58	ShiftRunner™

WESTERN WORK

62	Catalyst™ VX Work
63	Intrepid™
64	OverDrive™
65	WorkHog® XT
71	WorkHog®
77	RigTek™
78	Big Rig
80	Sierra
85	Terrain Work
86	Rebar™ Flex Western
88	Groundbreaker
91	Tracey
92	Anthem Work
94	Fatbaby® Work

REFERENCE

MARKETING REFERENCE

98	Marketing Materials
----	---------------------

SIZING REFERENCE

103	International Sizing Equivalents
103	Extra Sizes

INDICES

109	Index by Slip Resistance of >.35
110	Index by Waterproof
111	Index by Insulated
112	Index by Met Guard
112	Index by Static Dissipative
112	Index by Puncture Resistant
112	Index by Composite Toe
113	Index by Carbon Toe
114	Index by Composite Toe
114	Index by Steel Toe
115	Index by 100% Non-Metallic
115	Index by Style Name
116	Index by Style Number



TECHNOLOGY














TECHNOLOGY

- 6 Platform Guide
- 8 Technology
- 12 Insoles
- 13 Additional Technologies & Features

















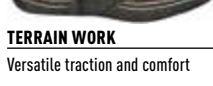


ARIAT WORK PLATFORM GUIDE

HEAVY-DUTY

BEST FOR	HARSH OUTDOOR WORK ENVIRONMENTS; OIL & GAS EXPLORATION	OILFIELD OR INDUSTRIAL ENVIRONMENTS WITH CHEMICALS	HARSH OUTDOOR WORK ENVIRONMENTS & HEAVY-DUTY CONSTRUCTION	HARSH OUTDOOR WORK AND HIGH HEAT ENVIRONMENTS
PLATFORMS	 <p>CATALYST™ VX WORK Extreme protection with advanced cushioning</p>	 <p>RIGTEK™ Durable traction with superior cushioning</p>	 <p>BIG RIG Durable support for bigger guys</p>	 <p>SIERRA Extreme durability and heat resistance</p>
	 <p>OVERDRIVE™ Maximum stability with added protection</p>		 <p>ENDEAVOR Extended stability and cushioning with outdoor traction</p>	
	 <p>WORKHOG® Maximum side-to-side stability</p>		 <p>INTREPID™ Rebound and cushioning for active outdoor work</p>	
	 <p>WORKHOG® XT Maximum side-to-side stability</p>		 <p>POWERLINE Durability and traction with stability shank</p>	
			 <p>STUMP JUMPER™ Outdoor traction with durable support</p>	



MIXED USE

CONSTRUCTION, FACTORY, OR WAREHOUSE WORK	CONSTRUCTION, FACTORY, OR WAREHOUSE WORK; FARM AND RANCH WORK	FARM AND RANCH WORK, OR GENERAL CONSTRUCTION	INDOOR ELECTRONICS, EXPLOSIVES, OR CHEMICALS MANUFACTURING	MIXED USE OFFICE AND WAREHOUSE/FACORY ENVIRONMENTS
 <p>MASTERGRIP™ Durable, multi-surface traction</p>	 <p>GROUNDBREAKER Versatile traction and comfort</p>	 <p>ANTHEM WORK Featherweight flex with maximum support and cushion</p>	 <p>CASUAL WORK Static dissipating comfort</p>	 <p>EDGE LTE Lightweight, flexible comfort</p>
 <p>TREADFAST Comfort and multi-surface traction</p>	 <p>REBAR™ FLEX Flexible cushioning for kneeling and bending</p>	 <p>FATBABY® WORK Durable, stirrup-friendly support</p>	 <p>EXPERT SAFETY CLOG Static dissipating comfort</p>	 <p>SHIFTRUNNER™ Cushioning and support for long shifts</p>
	 <p>REBAR™ FLEX WESTERN Flexible cushioning for kneeling and bending</p>	 <p>REBAR™ WEDGE All-day cushioning and stability</p>		
	 <p>TELLURIDE WORK Versatile traction and comfort</p>	 <p>REBAR™ LIFT Lightweight durability with SMARTLITE™ material from Huntsman</p>		 <p>OUTPACE™ All-day cushioning and support</p>
	 <p>TERRAIN WORK Versatile traction and comfort</p>			
	 <p>TRACEY Durable, multi-surface traction</p>			
	 <p>TURBO Cushioning, all-day support</p>			
	 <p>RIVETER Comfort, stability, and outdoor traction</p>			

UNPARALLELED FIT AND COMFORT



Our premium technology provides temperature management, advanced support, and enhanced flexibility with an engineered fit for optimal performance.

FEATURES

- A. Temperature-managing X-STATIC® layer provides comfort and odor protection
- B. Metatarsal Strike Pad™ protects small bones and nerves
- C. VX Cradle™ insole supports arch and heel for greater stability
- D. Anatomically designed midfoot support zone provides superior shock absorption and comfort
- E. Integrated shank stabilizes the foot, providing superior balance
- F. Cushioning midsole for shock absorption and rebound
- G. Oil- and slip-resisting Duratread™ outsole for maximum wear resistance

PLATFORMS



CATALYST™ VX WORK

ACTIVE SUPPORT AND FLEXIBILITY



Our premium footwear technology is engineered to react to force and movement while providing ultimate, anatomical support for unparalleled performance.

FEATURES

PRO PERFORMANCE INSOLE

- A. Durable, moisture-wicking liner with Cleansport NXT™ technology for natural odor defense
- B. Anatomically-engineered cushioning insole offers long-lasting support
- C. Smart Rebound™ absorbs shock and dissipates pressure in the heel
- D. Base layer air vents regulate temperature to keep feet cool and comfortable
- E. Cushioning midsole for shock absorption and rebound
- F. Innovative chassis engineered for active rebound upon heel strike, support through midfoot, and flexible forefoot protection
- G. Oil- and slip-resisting Duratread™ outsole for maximum wear resistance

PLATFORMS



INTREPID™

HYBRID STABILITY AND ACTIVE SUPPORT



Our premium footwear technology offers full-range stability with flexibility in the forefoot and active rebound for the reduction of foot fatigue.

FEATURES

ENERGY MAX™ INSOLE

- A. Durable, moisture-wicking liner with Agion® technology for intense odor defense
- B. Rebound foam layer cradles the foot and dissipates pressure for superior comfort
- C. Open-cell foam regulates temperature to keep feet cool and comfortable
- D. Anatomically-engineered cushioning insole offers long-lasting support
- E. FLX Foam™ midsole for advanced cushion and rebound
- F. Full-length shank for torsion stability with forefoot protection for reduction of foot fatigue
- G. Oil- and slip-resisting Duratread™ outsole for maximum wear resistance

PLATFORMS



ENDEAVOR

MAXIMUM STABILITY AND PERFORMANCE



Our enhanced mid-level technology provides additional support and durability for tough tasks and long hours on your feet.

FEATURES

ENERGY MAX™ INSOLE

- A. Durable, moisture-wicking liner with Agion® technology for intense odor defense
- B. Rebound foam layer cradles the foot and dissipates pressure for superior comfort
- C. Open-cell foam regulates temperature to keep feet cool and comfortable
- D. Anatomically-engineered cushioning insole offers long-lasting support
- E. Cushioning midsole for shock absorption and rebound
- F. Extra-wide shank for support and reduction of foot fatigue
- G. Oil- and slip-resisting Duratread™ outsole for maximum wear resistance

PLATFORMS



OVERDRIVE™



WORKHOG®



WORKHOG® XT

* Not all styles feature the Energy Max™ Insole. Also available with Pro Performance Insoles.

ADVANCED STABILITY WITH SUPERIOR COMFORT



Our mid-level technology offers optimal stability and comfort for heightened performance on the job.

ADVANCED STABILITY AND PERFORMANCE



Our mid-level technology offers optimal stability and comfort for heightened performance on the job.

FEATURES

PRO PERFORMANCE INSOLE

- A. Durable, moisture-wicking liner with Cleansport NXT™ technology for natural odor defense
- B. Anatomically-engineered cushioning insole offers long-lasting support
- C. Smart Rebound™ absorbs shock and dissipates pressure in the heel
- D. Base layer air vents regulate temperature to keep feet cool and comfortable
- E. Lightweight composite forked shank for enhanced stability
- F. Cushioning midsole for shock absorption and rebound
- G. Oil- and slip-resisting outsole for maximum wear resistance

PLATFORMS



* Not all styles feature the Pro Performance Insole. Also available with All Day Cushioning Insole, Energy Max™ Insole, and ATS® (Gel) Insole.

FEATURES

PRO PERFORMANCE INSOLE

- A. Durable, moisture-wicking liner with Cleansport NXT™ technology for natural odor defense
- B. Anatomically-engineered cushioning insole offers long-lasting support
- C. Smart Rebound™ absorbs shock and dissipates pressure in the heel
- D. Base layer air vents regulate temperature to keep feet cool and comfortable
- E. Lightweight composite forked shank for enhanced stability
- F. Oil- and slip-resisting outsole for maximum wear resistance

PLATFORMS



* Not all styles feature the Pro Performance Insole. Also available with All Day Cushioning Insole, Energy Max™ Insole, and ATS® (Gel) Insole.

EVERYDAY COMFORT AND STABILITY



Our entry level technology offers support and cushioning for everyday wear.

FEATURES

ALL DAY CUSHIONING INSOLE

- A. Moisture-wicking liner with odor defense
- B. Contoured cushioning insole for all-day comfort
- C. Lightweight stabilizing shank for support
- D. Cushioning midsole for shock absorption and rebound
- E. Oil- and slip-resisting outsole for maximum wear resistance

PLATFORMS



EVERYDAY COMFORT AND STABILITY



Our entry level technology offers support and cushioning for everyday wear.

FEATURES

ALL DAY CUSHIONING INSOLE

- A. Moisture-wicking liner with odor defense
- B. Contoured cushioning insole for all-day comfort
- C. Lightweight stabilizing shank for support
- D. Oil- and slip-resisting outsole for maximum wear resistance

PLATFORMS



INSOLES

Ariat now offers a comprehensive line of performance insoles. With advanced technical materials and engineering to maximize foot comfort and support, there is an insole for every need, purpose and type of foot.

COMFORT

CUSHIONING & ENERGIZING

CUSHIONING & STABILITY



All Day Cushioning



Pro Performance



Energy Max™



Power Support

ALL DAY CUSHIONING INSOLE



Comfort for your feet

- Moisture-wicking liner with odor defense
- Contoured cushioning insole for all-day comfort

PRO PERFORMANCE INSOLE



Cushioning support with heel shock absorption

- Durable, moisture-wicking liner with Cleansport NXT™ technology for natural odor defense
- Anatomically-engineered cushioning insole offers long-lasting support
- Smart Rebound™ absorbs shock and dissipates pressure in the heel
- Base layer air vents regulate temperature to keep feet cool and comfortable

ENERGY MAX™ INSOLE



Anti-fatigue cushioning and rebound for maximum comfort

- Durable, moisture-wicking liner with Agion® technology for intense odor defense
- Rebound foam layer cradles the foot and dissipates pressure for superior comfort
- Open-cell foam regulates temperature to keep feet cool and comfortable
- Anatomically-engineered cushioning insole offers long-lasting support

POWER SUPPORT INSOLE



Premium cushioning and rebound with heel and arch support

- Durable, moisture-wicking liner with Agion® technology for intense odor defense
- Rebound foam layer cradles the foot and dissipates pressure for superior comfort
- Open-cell foam regulates temperature to keep feet cool and comfortable
- Anatomically-engineered cushioning insole offers long-lasting support
- Molded cradle supports the arch and heel for greater stability

SAFETY RATINGS, SPECIFICATIONS, AND CERTIFICATIONS

CARBON TOE



Carbon toe styles are ASTM F2413 rated for safety. Lighter weight than a traditional Composite Toe, it provides strength and protection on the job with low temperature conductivity so your feet stay warmer in colder weather. Non-metallic for electronic security working conditions.

COMPOSITE TOE



Composite toe styles are ASTM F2413 rated for safety. Lighter weight than traditional steel toes with less temperature conductivity so your feet stay warmer in colder weather. Non-metallic for electronic security working conditions.

STEEL TOE



Steel toe styles are ASTM F2413 rated for safety. These tough work boots and clogs feature a steel cap to protect toes against falling and heavy rolling objects.

100% NON-METALLIC



Ariat 100% non-metallic safety technology is metal detector friendly.

CSA®



Canada has standards for safety footwear greater than or equal to ASTM requirements. Safety toe boots sold in Canada must be certified according to CSA Standard Z195-14 Protective Footwear, with Grade 1 toe protection, sole protection and electric shock resistance (ESR). For puncture resistance, Ariat uses SWEN-FLEX®, a metal-free midsole technology. For electrical shock protection, CSA Z195-14 and ASTM F2413 testing processes and standards are the same. CSA certified work boots will be available in the USA and ASTM F2413 rated.

PUNCTURE RESISTANT



Puncture Resistant work boots feature the SWEN-FLEX® midsole, a metal-free technology providing more foot surface protection and meeting or exceeding the same standards as conventional steel plates. These boots provide an industry leading combination of flexibility, safety and comfort.

Puncture Resistant work boots are ASTM F2413 PR rated for safety.

STATIC DISSIPATIVE™



Static Dissipative styles are ASTM F2413 or F2892 rated. These styles protect against the hazards of static buildup in the workplace by reducing excess electricity and simultaneously providing a level of protection against electrical shock.

XRD® METATARSAL PROTECTION



XRD® Extreme Impact Protection Metatarsal Guards offer comfortable, lightweight impact protection for work and safety boots. Upon impact, XRD® Performance Molecules instantly react to form a protective shield around the foot, then quickly return to their original resting state. XRD® Met Guards are thin and flexible, providing long-lasting comfort and protection on and off the job. ASTM 2413 Mt rated for safety.

Additional Technologies & Features

ARIAT® TECHNOLOGIES AND FEATURES

SHOCK SHIELD®



Ariat revolutionary Shock Shield® technology provides shock absorption for all-day comfort. An added layer of shock-reducing material in the heel diffuses the impact that occurs during heel strike, absorbs repeated ground impacts, and minimizes fatigue felt by the body.

MORE COMFORT, LESS FATIGUE



U-TURN® ENTRY SYSTEM



Perfect-fitting pull-on boots are now an option for our consumer with wide feet or high arches. Thanks to our patented U-Turn® Entry System (U.S. PATENT NO. 9,282,781, 7,980,010 & 9,456,652), a hidden flexible gore panel in the back of the shaft provides just enough "give" to get feet past the turn with ease. Now feet of all sizes can enjoy pull-on boots without sacrificing on style.



Hidden elastic panel in shaft stretches, and foot slides in easily!



VENTTEK™



Innovative Ariat VentTEK™ technology enhances performance footwear with integrated mesh panels to enable air flow. Say hello to cool, comfortable, performance boots.

BREATHE EASY

Mesh panels for maximum air flow



BOA®

BOA®

Dial in a fast, effortless, precision fit with the micro-adjustable BOA® Fit System, designed to provide custom support and performance.

BANTAMWEIGHT™

BANTAM WEIGHT

Bantamweight™ is an innovative performance sole from Ariat, made to deliver flexible, lightweight comfort with oil- and slip-resisting durability.

DRYSHIELD™

DRYShield™

Ariat DRYShield™ waterproof construction is designed with waterproof full-grain leathers and an impermeable barrier to deliver trusted durability and dry feet.

ECO

ECO

At Ariat, we value the land on which we work, live and play. Eco products contain 50% or more material by weight that are sustainably sourced to help protect our planet and four-legged friends.

FLX FOAM™

FLX FOAM

FLX Foam™ midsole provides lightweight cushioning and long-lasting rebound. Designed with an EVA and rubber blend to decelerate compression.

GLACIER GRIP

GLACIER GRIP



A new level of grip and performance, Glacier Grip™ is built for traction in snowy and icy conditions. Using a revolutionary technology that utilizes an unparalleled rubber traction compound that maintains adhesion in freezing temperatures, it allows you to move through the toughest outdoor conditions with cutting edge grip and speed.

USA ASSEMBLED



American ingenuity at work - Work boots designed and assembled in the USA, built with quality materials from around the world.

Additional Technologies & Features

PARTNER TECHNOLOGIES AND FEATURES

3M™ THINSULATE™ INSULATION



For warm feet no matter the conditions, 3M™ Thinsulate™ Insulation for footwear is the ideal choice. It's pre-compressed to make shoes and boots less bulky while helping them retain heat in the great outdoors or on city streets.

SCOTCHGARD™



Fluid-repellent finishing helps keep you dry and stain free.

VIBRAM®



Vibram® is the world leader in high performance rubber soles. Each Vibram product utilizes the latest designs and optimal compounds for its specific use.

Ariat Vibram® Work soles satisfy all ISO standards for safety and protective footwear, and provide a high level of performance in grip and durability.

WORK



WORK

- | | | | | | |
|----|-------------------|----|----------------|----|----------------------------|
| 18 | Catalyst™ VX Work | 29 | Mastergrip™ | 46 | Edge LTE |
| 19 | Overdrive™ | 30 | Turbo | 49 | Tracey |
| 20 | Endeavor | 37 | Telluride Work | 51 | Treadfast |
| 22 | Powerline | 38 | Rebar™ Lift | 53 | Casual Work |
| 24 | Stump Jumper™ | 40 | Rebar™ Wedge | 54 | Women's Expert Safety Clog |
| 26 | Rigtek™ | 43 | Rebar™ Flex | 55 | Outpace™ |
| 28 | Big Rig | 44 | Groundbreaker | 58 | ShiftRunner™ |

CATALYST™ VX WORK

Delivers heavy-duty performance with advanced stability technology



UNPARALLELED FIT AND COMFORT

FEATURES

- Full-length internal shock-absorbing layer combines with midsole for incredible cushioning comfort
- Integrated shank stabilizes the foot, providing superior balance
- Goodyear welt construction for durability
- Oil- and slip-resisting Duratread™ outsole for maximum wear resistance, passes hot contact test at 300°C/572°F
- 90° heel



BEST FOR

Harsh outdoor work environments;
oil and gas exploration

CATALYST™ VX WORK 8" MET GUARD H2O

SIZES	D: 7-12, 13, 14	UPPER	8"
	EE: 7-12, 13, 14	TOE	Round
PLATFORM	Catalyst™ VX Work	SLIP RESISTING	≥0.35



DRYShield™



FEATURES

- DRYShield™ waterproof breathable construction
- Premium full-grain leather
- XRD® Internal Metatarsal Guard
- Mesh lining
- Medial side zip entry w/ front Velcro® fit adjustment system
- Goodyear welt construction
- Protective ExGuards™ on toe and heel
- Shock-absorbing PU midsole
- Oil- and slip-resisting Duratread™ outsole
- 90° heel
- Safety toe is ASTM F2413-18 M/I/C EH rated
- ASTM F2413-18 Mt rated for metatarsal protection

STYLE#	10021706	CT
COLOR	Oily Distressed Brown	
DETAILS	SSW	
AVAILABLE	At Once	
MSRP	\$324.95	
	2168503	



OVERDRIVE™

Delivers maximum side-to-side stability with additional wear protection

FEATURES

- Extra wide shank for maximum stability
- Reinforced ExGuards™ reduce wear on toe and heel
- Goodyear welt construction for durability
- Oil- and slip-resisting Duratread™ outsole for maximum wear resistance, passes hot contact test at 300°C/572°F
- 90° heel



MAXIMUM STABILITY AND PERFORMANCE



BEST FOR

Harsh outdoor work environments;
oil and gas exploration

OVERDRIVE™ XTR PULL-ON H2O

SIZES	D: 7-12, 13, 14	UPPER	10"
	EE: 8-12, 13, 14	TOE	Round
PLATFORM	OverDrive™	SLIP RESISTING	≥0.35



DRYShield™



FEATURES

- DRYShield™ waterproof breathable construction
- Full-grain leather and abrasion-resistant 1,800 denier polyester
- Pro Performance insole for cushioning support
- Mesh lining
- Goodyear welt construction
- Protective ExGuards™ on toe, heel and side
- Lightweight, shock-absorbing EVA midsole
- Oil- and slip-resisting Duratread™ outsole
- 90° heel
- Safety toe is ASTM F2413-18 M/I/C EH rated

STYLE#	10012942	CT
COLOR	Brown Cordura/Oily Distressed Brown	
DETAILS	SSW, Full Vamp	
AVAILABLE	At Once	
MSRP	\$229.95	
	2119503	



OVERDRIVE™ PULL-ON H2O

SIZES	D: 7-12, 13, 14	UPPER	10"
	EE: 8-12, 13, 14	TOE	Round
PLATFORM	OverDrive™	SLIP RESISTING	≥0.35



DRYShield™



FEATURES

- DRYShield™ waterproof breathable construction
- Full-grain leather
- Pro Performance insole for cushioning support
- Mesh lining
- Goodyear welt construction
- Protective ExGuards™ on toe, heel and side
- Lightweight, shock-absorbing EVA midsole
- Oil- and slip-resisting Duratread™ outsole
- 90° heel
- Safety toe is ASTM F2413-18 M/I/C EH rated

STYLE#	10010901	CT
COLOR	Dusted Brown	
DETAILS	SSW, Full Vamp	
AVAILABLE	At Once	
MSRP	\$229.95	
	2119503	



ENDEAVOR

Extended range stability with comfort and durable outdoor traction

HTS HYBRID STABILITY AND ACTIVE SUPPORT

FEATURES

- FLX Foam™ midsole for lightweight cushion and rebound
- Full-length shank for torsion stability with forefoot protection for reduction of foot fatigue
- Oil- and slip-resisting Duratread™ outsole for maximum wear resistance, passes hot contact test at 300°C/572°F
- Defined heel



BEST FOR

Rugged outdoor work environments and construction

ENDEAVOR

This high-performance platform delivers full-range stability with all-day cushioning, and durable outdoor traction. Impact reduction and long-lasting shock absorption combine to make this rock-solid boot a must for outdoor work and construction.



ENDEAVOR 6" H2O


SIZES	D: 7-12, 13, 14, 15	UPPER	6"
	EE: 7-12, 13, 14, 15	TOE	Round
PLATFORM	Endeavor	SLIP RESISTING	≥0.35



FEATURES

- DRYShield™ waterproof breathable construction
- Full-grain leather
- Energy Max™ anti-fatigue insole
- Mesh lining
- Lightly padded collar and tongue top
- Anatomical last for true fit
- Cement construction
- Protective ExGuards™ on toe and heel
- Lightweight, shock-absorbing FLX Foam™ midsole
- Oil- and slip-resisting Duratread™ outsole
- Outdoor traction lugs w/ debris-releasing tread
- Defined heel
- Safety toe is ASTM F2413-18 M/I/C EH rated
- Soft toe is ASTM F2892-18 EH rated

STYLE#	10031659
COLOR	Chocolate Brown
AVAILABLE	At Once
MSRP	\$189.95
	295003

STYLE#	10031591	
MSRP	\$199.95	
	2100003	




ENDEAVOR 8" H2O

SIZES	D: 7-12, 13, 14, 15	UPPER	8"
	EE: 7-12, 13, 14, 15	TOE	Round
PLATFORM	Endeavor	SLIP RESISTING	≥0.35



FEATURES

- DRYShield™ waterproof breathable construction
- Full-grain leather
- Energy Max™ anti-fatigue insole
- Mesh lining
- Lightly padded collar and tongue top
- Anatomical last for true fit
- Cement construction
- Protective ExGuards™ on toe and heel
- Lightweight, shock-absorbing FLX Foam™ midsole
- Oil- and slip-resisting Duratread™ outsole
- Outdoor traction lugs w/ debris-releasing tread
- Defined heel
- Safety toe is ASTM F2413-18 M/I/C EH rated

STYLE#	10038373	
COLOR	Chocolate Brown	
AVAILABLE	At Once	
MSRP	\$209.95	
	2105003	



POWERLINE

Delivers durability and aggressive outdoor traction with a steel stability shank

FEATURES

- Tempered steel shank for stability
- Goodyear welt construction for durability
- Shock-absorbing inserts under heel and forefoot provide extra comfort
- Oil- and slip-resisting Vibram® TC4 outsole with exclusive Ariat debris-releasing tread design, passes hot contact test at 300°C/572°F
- 90° heel, logger height



BEST FOR

Loggers and rugged outdoor work environments

POWERLINE 8" H2O

SIZES	D: 7-12, 13, 14, 15	UPPER	8"
	EE: 8-12, 13, 14, 15	TOE	Round
PLATFORM	Powerline		


DRYShield™ 

FEATURES

- DRYShield™ waterproof breathable construction
- Full-grain leather
- Pro Performance insole for cushioning support
- Mesh lining
- Lightly padded collar and tongue top
- Removable kiltie
- Goodyear welt construction
- Leather welt
- Protective ExGuards™ on heel
- Shock-absorbing PU midsole inserts
- Vibram® rubber outsole
- Outdoor traction lugs w/ debris-releasing tread
- 90° heel
- Safety toe is ASTM F2413-18 M/I/C EH rated
- Soft toe is ASTM F2892-18 EH rated

STYLE#	10018563
COLOR	Oily Distressed Brown
DETAILS	SSW
AVAILABLE	At Once
MSRP	\$249.95
	2131003



STYLE#	10018566	
MSRP	\$259.95	
	2136003	


POWERLINE 8" H2O 400G

SIZES	D: 7-12, 13, 14, 15	UPPER	8"
	EE: 8-12, 13, 14, 15	TOE	Round
PLATFORM	Powerline		

DRYShield™  

FEATURES

- DRYShield™ waterproof breathable construction
- 400g Thinsulate™ Insulation
- Full-grain leather
- Pro Performance insole for cushioning support
- Mesh lining
- Lightly padded collar and tongue top
- Removable kiltie
- Goodyear welt construction
- Leather welt
- Protective ExGuard™ on heel
- Shock-absorbing PU midsole inserts
- Vibram® rubber outsole
- Outdoor traction lugs w/ debris-releasing tread
- 90° heel
- Safety toe is ASTM F2413-18 M/I/C EH rated

STYLE#	10018567	
COLOR	Oily Distressed Brown	
DETAILS	SSW	
AVAILABLE	At Once	
MSRP	\$269.95	
	2141003	



POWERLINE H2O 400G

SIZES **D: 7-12, 13, 14, 15**
EE: 8-12, 13, 14, 15

PLATFORM **Powerline**


UPPER **11"**

TOE **Round**



FEATURES

- DRYShield™ waterproof breathable construction
- 400g Thinsulate™ Insulation
- Full-grain leather
- Pro Performance insole for cushioning support
- Mesh lining
- Lightly padded mesh cushion collar
- Goodyear welt construction
- Leather welt
- Protective ExGuards™ on heel
- Shock-absorbing PU midsole inserts
- Vibram® rubber outsole
- Outdoor traction lugs w/ debris-releasing tread
- 90° heel
- Safety toe is ASTM F2413-18 M/I/C EH rated

STYLE# **10018569** 

COLOR **Oily Distressed Brown**

DETAILS **SSW, Full Vamp**

AVAILABLE **At Once**

MSRP **\$279.95**

2146003



STUMP JUMPER™

Delivers aggressive outdoor traction and durable support for extreme outdoor work environments



ADVANCED STABILITY AND PERFORMANCE

FEATURES

- Protective ExGuards™ reduce wear on toe and heel
- Goodyear welt construction for durability
- Lightweight, composite forked shank for stability
- FLX Foam™ midsole for lightweight cushion and rebound
- Oil- and slip-resisting Duratread™ outsole for maximum wear resistance
- 90° heel



GLACIER GRIP™
(SELECT STYLES)

BEST FOR

Harsh outdoor work environments
or heavy-duty construction

STUMP JUMPER™

Tough boots for the toughest jobs, our Stump Jumper™ platform provides aggressive outdoor traction and durable support to match the demands of working outside in extreme environments.

DRYShield™ construction with waterproof full-grain leather

Lightly padded collar and tongue top

Protective ExGuard™ for wear resistance

600g Thinsulate™, available on select styles

Energy Max™ anti-fatigue insole

Puncture-resistant, metal-free SWEN-FLEX® insole board, available on select styles

Lightweight shock-absorbing FLX Foam™ midsole

Oil- and Slip-resisting Duratread™ outsole with snow and ice traction pods, available on select styles

90° heel

Outdoor traction lugs with debris-releasing tread



STUMP JUMPER™ 6" H2O

SIZES	D: 7-12, 13, 14, 15	UPPER	6"
	EE: 7-12, 13, 14, 15	TOE	Round
PLATFORM	Stump Jumper™	SLIP RESISTING	≥0.35



FEATURES

- DRYShield™ waterproof breathable construction
- Premium full-grain leather
- Energy Max™ anti-fatigue insole
- Mesh lining
- Lightly padded collar and tongue top
- Goodyear welt construction
- Protective ExGuards™ on toe and heel
- Lightweight, shock-absorbing FLX Foam™ midsole
- Oil- and slip-resisting Duratread™ outsole
- Outdoor traction lugs w/ debris-releasing tread
- 90° heel
- Safety toe is ASTM F2413-18 M/I/C EH rated

STYLE#	10038299	
COLOR	Dark Hickory	
DETAILS	SSW	
AVAILABLE	At Once	
MSRP	\$199.95	
	2100003	



STUMP JUMPER™ 8" H2O 600G CSA® GLACIER GRIP™

SIZES	D: 7-12, 13, 14, 15	UPPER	8"
	EE: 7-12, 13, 14, 15	TOE	Round
PLATFORM	Stump Jumper™		



FEATURES

- DRYShield™ waterproof breathable construction
- 600g Thinsulate™ Insulation
- Premium full-grain leather
- Energy Max™ anti-fatigue insole
- Puncture resistant, metal-free SWEN-FLEX® insole board
- Mesh lining
- Lightly padded collar and tongue top
- Goodyear welt construction
- Protective ExGuards™ on toe and heel
- Lightweight, shock-absorbing FLX Foam™ midsole
- Slip-resisting Duratread™ outsole with snow and ice traction pods
- Outdoor traction lugs w/ debris-releasing tread
- 90° heel
- Safety toe is ASTM F2413-18 M/I/C EH rated
- ASTM F2413-18 PR rated for puncture resistant protection
- Certified to CSA® Standard Z195-14 with Grade 1 toe protection, protective sole protection and electric shock resistance (ESR) protection

STYLE#	10038283	
COLOR	Iron Coffee	
DETAILS	SSW	
AVAILABLE	At Once	
MSRP	\$249.95	
	2125003	



STUMP JUMPER™ PULL-ON H2O

SIZES	D: 7-12, 13, 14, 15	UPPER	10"
	EE: 7-12, 13, 14, 15	TOE	Round
PLATFORM	Stump Jumper™	SLIP RESISTING	≥0.35



FEATURES

- DRYShield™ waterproof breathable construction
- Premium full-grain leather
- Energy Max™ anti-fatigue insole
- Mesh lining
- Goodyear welt construction
- Protective ExGuards™ on toe and heel
- Lightweight, shock-absorbing FLX Foam™ midsole
- Oil- and slip-resisting Duratread™ outsole
- Outdoor traction lugs w/ debris-releasing tread
- 90° heel
- Safety toe is ASTM F2413-18 M/I/C EH rated

STYLE#	10038282	
COLOR	Iron Coffee	
DETAILS	SSW, Full Vamp	
AVAILABLE	At Once	
MSRP	\$209.95	
	2105003	



RIGTEK™

Delivers durable traction with long-lasting cushioning and rebound

ATS® ADVANCED STABILITY AND PERFORMANCE

FEATURES

- Lightweight composite forked shank for stability
- Goodyear injection construction for durability
- Durable sole with lug tread designed for traction on metal surfaces
- Oil- and slip-resisting PU outsole, passes hot contact test at 150°C/302°F
- 90° heel



BEST FOR

Oil field or industrial environments with chemicals

RIGTEK™ 6" H2O CSA®

NEW STYLE

SIZES	D: 6-12, 13, 14, 15	UPPER	6"
	EE: 4, 5, 6-12, 13, 14, 15	TOE	Round
PLATFORM	RigTEK™	SLIP RESISTING	≥0.35



FEATURES

- DRYShield™ waterproof breathable construction
- Premium full-grain leather
- Pro Performance insole for cushioning support
- Puncture resistant, metal-free SWEN-FLEX® insole board
- 50% recycled polyester lining
- Lightly padded collar and tongue top
- Goodyear welt construction
- Oil- and slip-resisting, direct attach PU outsole for durability
- 90° heel
- Safety toe is ASTM F2413-18 M/I/C EH rated
- ASTM F2413-18 PR rated for puncture resistant protection
- Certified to CSA® Standard Z195-14 with Grade 1 toe protection, protective sole protection and electric shock resistance (ESR) protection

STYLE#	10045418	CT
COLOR	Oily Distressed	
	Brown	
DETAILS	SSW	
AVAILABLE	Nov/Dec 2023	
MSRP	\$199.95	
	2100003	



RIGTEK™ 8" H2O CSA®

NEW STYLE

SIZES	D: 6-12, 13, 14, 15	UPPER	8"
	EE: 4, 5, 6-12, 13, 14, 15	TOE	Round
PLATFORM	RigTEK™	SLIP RESISTING	≥0.35



FEATURES

- DRYShield™ waterproof breathable construction
- Premium full-grain leather
- Pro Performance insole for cushioning support
- Puncture resistant, metal-free SWEN-FLEX® insole board
- 50% recycled polyester lining
- Lightly padded collar and tongue top
- Goodyear welt construction
- Oil- and slip-resisting, direct attach PU outsole for durability
- 90° heel
- Safety toe is ASTM F2413-18 M/I/C EH rated
- ASTM F2413-18 PR rated for puncture resistant protection
- Certified to CSA® Standard Z195-14 with Grade 1 toe protection, protective sole protection and electric shock resistance (ESR) protection

STYLE#	10035989	CT
COLOR	Oily Distressed	
	Brown	
DETAILS	SSW	
AVAILABLE	Nov/Dec 2023	
MSRP	\$209.95	
	2105003	



RIGTEK™ PULL-ON H2O CSA®

NEW STYLE

SIZES **D: 6-12, 13, 14, 15**
EE: 4, 5, 6-12, 13, 14, 15
 PLATFORM **RigTEK™**

UPPER **11"**
 TOE **Round**
 SLIP RESISTING **≥0.35**




DRYShield™



FEATURES

- DRYShield™ waterproof breathable construction
- Premium full-grain leather
- Pro Performance insole for cushioning support
- Puncture resistant, metal-free SWEN-FLEX® insole board
- 50% recycled polyester lining
- Goodyear welt construction
- Oil- and slip-resisting, direct attach PU outsole for durability
- 90° heel
- Safety toe is ASTM F2413-18 M/I/C EH rated
- ASTM F2413-18 PR rated for puncture resistant protection
- Certified to CSA® Standard Z195-14 with Grade 1 toe protection, protective sole protection and electric shock resistance (ESR) protection

STYLE# **10035988** 
 COLOR **Oily Distressed Brown**
 DETAILS **SSW, Full Vamp**
 AVAILABLE **Nov/Dec 2023**
 MSRP **\$219.95**
2110003



BIG RIG

Delivers an all-around bigger build with durable support and roomier fit

ATS ADVANCED STABILITY AND PERFORMANCE

FEATURES

- Built roomier all-around to accommodate higher insteps and wider feet and calves
- Dual-density FLX Foam™ midsole for lightweight cushion and rebound with protection
- Lightweight, composite forked shank for stability
- Goodyear welt construction for durability
- Oil- and slip-resisting Duratread™ outsole for maximum wear resistance, passes hot contact test at 300°C/572°
- 90° heel



BEST FOR

Harsh outdoor work environments or oil and gas exploration

BIG RIG 6" H2O

NEW STYLE

SIZES EE: 6-12, 13, 14, 15, 16, 17, 18
EEEE: 8-12, 13, 14, 15, 16
PLATFORM Big Rig


UPPER 6"
TOE Round
SLIP RESISTING ≥0.35



FEATURES

- DRYShield™ waterproof breathable construction
- Premium full-grain leather
- Energy Max™ anti-fatigue insole
- 50% recycled polyester lining
- Lightly padded collar and tongue top
- Goodyear welt construction
- Protective ExGuards™ on heel
- Lightweight, shock-absorbing FLX Foam™ midsole
- Oil- and slip-resisting Duratread™ outsole
- Flared outsole design w/ debris-release tread provides an extra stable base
- 90° heel
- Safety toe is ASTM F2413-18 M/I/C EH rated
- Soft toe is ASTM F2892-18 EH rated

STYLE# 10042551
COLOR Iron Coffee
DETAILS SSW
AVAILABLE Jun/Jul 2023
MSRP \$204.95
2103003

STYLE# 10042550 
MSRP \$214.95
2108003



BIG RIG CHELSEA H2O

NEW STYLE

SIZES EE: 6-12, 13, 14, 15, 16, 17, 18
EEEE: 8-12, 13, 14, 15, 16
PLATFORM Big Rig


UPPER 6"
TOE Round
SLIP RESISTING ≥0.35



FEATURES

- DRYShield™ waterproof breathable construction
- Premium full-grain leather
- Energy Max™ anti-fatigue insole
- 50% recycled polyester lining
- Goodyear welt construction
- Lightweight, shock-absorbing FLX Foam™ midsole
- Oil- and slip-resisting Duratread™ outsole
- Flared outsole design w/ debris-release tread provides an extra stable base
- 90° heel
- Safety toe is ASTM F2413-18 M/I/C EH rated
- Soft toe is ASTM F2892-18 EH rated

STYLE# 10042545
COLOR Iron Coffee
DETAILS SSW, Full Vamp
AVAILABLE Jun/Jul 2023
MSRP \$204.95
2103003

STYLE# 10042544 
MSRP \$214.95
2108003



MASTERGRIP™

Delivers cushioning, anatomical support for amazing comfort and multi-surface traction

ATS® ADVANCED STABILITY WITH SUPERIOR COMFORT

FEATURES

- 100% non-metallic construction
- Lightweight composite forked shank for stability
- Oil- and slip-resisting Duratread™ outsole for maximum wear resistance, passes hot contact test at 300°C/572°F
- Heel kick feature makes getting muddy boots off easy
- 90° heel



BEST FOR

Construction, factory, or warehouse work

MASTERGRIP™ PULL-ON SD

SIZES	D: 7-12, 13, 14	UPPER	10"
	EE: 7-12, 13, 14	TOE	Round
PLATFORM	MasterGrip™	SLIP RESISTING	≥0.35



FEATURES

- Premium full-grain leather
- Pro Performance insole for cushioning support
- 100% non-metallic
- Mesh lining
- Padded collar at topline
- Cement construction
- Easy-off heel kick ledge
- Lightweight, shock-absorbing EVA midsole
- Oil- and slip-resisting Duratread™ outsole
- 90° heel
- Safety toe is ASTM F2413-18 M/I/C SD 35 rated

STYLE#	10020094	CT
COLOR	Oily Distressed Brown	
DETAILS	Full Vamp	
AVAILABLE	At Once	
MSRP	\$189.95	
	2102503	



TURBO

Delivers cushioning support for all-day comfort on hard surfaces

ATS ADVANCED STABILITY AND PERFORMANCE

FEATURES

- 100% non-metallic construction
- Lightweight composite forked shank for stability
- Direct attach construction for lightweight flexibility
- Oil- and slip-resisting dual-density outsole provides maximum cushioning with wear resistance, passes hot contact test at 150°C/302°F
- 90° heel



BEST FOR

Construction, factory, warehouse work; farm and ranch work

TURBO 6" H2O CARBON TOE

This high-performance work boot delivers incredible cushioning support for all-day comfort on hard surfaces. It's lightweight, flexible, and features Ariat DRYShield™ waterproof construction for the ultimate protection from wet conditions.

100% non-metallic

Energy Max™ insole cradles the foot and dissipates pressure for superior comfort

Non-metallic carbon safety toe meets ASTM F2413-18 standards

Direct-attach construction for lightweight flex

90° heel

Oil- and slip-resisting dual density PU/TPU outsole provides maximum wear resistance with long-lasting cushion and rebound

DRYShield™ construction with waterproof full-grain leather



TURBO 6" USA ASSEMBLED H2O

SIZES	D: 7-12, 13, 14	UPPER	6"
	EE: 7-12, 13, 14	TOE	Round
PLATFORM	Turbo		



FEATURES

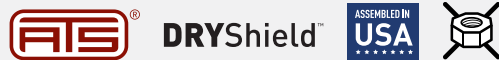
- DRYShield™ waterproof breathable construction
- Premium full-grain leather
- Energy Max™ anti-fatigue insole
- 100% non-metallic
- Mesh lining
- Lightly padded collar and tongue top
- Direct-attach construction
- Shock-absorbing PU midsole
- Oil- and slip-resisting TPU outsole
- 90° heel
- Safety toe is ASTM F2413-18 M/I/C EH rated

STYLE#	10036739	
COLOR	Rich Brown	
AVAILABLE	At Once	
MSRP	\$219.95	
	2115003	



TURBO 8" USA ASSEMBLED H2O

SIZES	D: 7-12, 13, 14	UPPER	8"
	EE: 7-12, 13, 14	TOE	Round
PLATFORM	Turbo		



FEATURES

- DRYShield™ waterproof breathable construction
- Premium full-grain leather
- Energy Max™ anti-fatigue insole
- 100% non-metallic
- Mesh lining
- Lightly padded collar and tongue top
- Direct-attach construction
- Shock-absorbing PU midsole
- Oil- and slip-resisting TPU outsole
- 90° heel
- Safety toe is ASTM F2413-18 M/I/C EH rated

STYLE#	10036737	
COLOR	Rich Brown	
AVAILABLE	At Once	
MSRP	\$229.95	
	2120003	



TURBO CHELSEA USA ASSEMBLED H2O

SIZES	D: 7-12, 13, 14	UPPER	6"
	EE: 7-12, 13, 14	TOE	Round
PLATFORM	Turbo		



FEATURES

- DRYShield™ waterproof breathable construction
- Premium full-grain leather
- Energy Max™ anti-fatigue insole
- 100% non-metallic
- Mesh lining
- Direct-attach construction
- Shock-absorbing PU midsole
- Oil- and slip-resisting TPU outsole
- 90° heel
- Safety toe is ASTM F2413-18 M/I/C EH rated

STYLE#	10036738	
COLOR	Barley Brown	
DETAILS	Full Vamp	
AVAILABLE	At Once	
MSRP	\$219.95	
	2115003	



TURBO 6" H2O

SIZES	D: 7-12, 13, 14	UPPER	6"
	EE: 7-12, 13, 14	TOE	Round
PLATFORM	Turbo		



FEATURES

- DRYShield™ waterproof breathable construction
- Premium full-grain leather
- Energy Max™ anti-fatigue insole
- 100% non-metallic
- Mesh lining
- Lightly padded collar and tongue top
- Direct-attach construction
- Shock-absorbing PU midsole
- Oil- and slip-resisting TPU outsole
- 90° heel
- Safety toe is ASTM F2413-18 M/I/C EH rated
- Soft toe is ASTM F2892-18 EH rated

STYLE#	10046860	
COLOR	Rich Brown	
AVAILABLE	Sep/Oct 2023	
MSRP	\$154.95	
	277503	

NEW COLOR



STYLE#	10046861	
MSRP	\$164.95	
	282503	

STYLE#	10032608	
COLOR	Aged Bark	
AVAILABLE	At Once	
MSRP	\$154.95	
	277503	



STYLE#	10027335	
MSRP	\$164.95	
	282503	

TURBO 8" H2O

SIZES	D: 7-12, 13, 14	UPPER	8"
	EE: 7-12, 13, 14	TOE	Round
PLATFORM	Turbo		



FEATURES

- DRYShield™ waterproof breathable construction
- Premium full-grain leather
- Energy Max™ anti-fatigue insole
- 100% non-metallic
- Mesh lining
- Lightly padded collar and tongue top
- Direct-attach construction
- Shock-absorbing PU midsole
- Oil- and slip-resisting TPU outsole
- 90° heel
- Safety toe is ASTM F2413-18 M/I/C EH rated

STYLE#	10027326	
COLOR	Aged Bark	
AVAILABLE	At Once	
MSRP	\$184.95	
	292503	



TURBO PULL-ON H2O

SIZES	D: 7-12, 13, 14	UPPER	10"
	EE: 7-12, 13, 14	TOE	Round
PLATFORM	Turbo		



FEATURES

- DRYShield™ waterproof breathable construction
- Premium full-grain leather
- Energy Max™ anti-fatigue insole
- 100% non-metallic
- Mesh lining
- Padded collar at topline
- Direct-attach construction
- Shock-absorbing PU midsole
- Oil- and slip-resisting TPU outsole
- 90° heel
- Safety toe is ASTM F2413-18 M/I/C EH rated

STYLE#	10027328	
COLOR	Aged Bark	
DETAILS	Full Vamp	
AVAILABLE	At Once	
MSRP	\$194.95	
	297503	



TURBO PULL-ON MOC TOE H2O

SIZES	D: 7-12, 13, 14	UPPER	11"
	EE: 7-12, 13, 14	TOE	Round
PLATFORM	Turbo		



FEATURES

- DRYShield™ waterproof breathable construction
- Premium full-grain leather
- Energy Max™ anti-fatigue insole
- 100% non-metallic
- Mesh lining
- Full back zip w/gusset
- Direct-attach construction
- Moc toe
- Shock-absorbing PU midsole
- Oil- and slip-resisting TPU outsole
- 90° heel
- Safety toe is ASTM F2413-18 M/I/C EH rated
- Soft toe is ASTM F2892-18 EH rated

STYLE#	10040397
COLOR	Mocha
DETAILS	Full Vamp
AVAILABLE	At Once
MSRP	\$194.95
	297503



STYLE#	10040396	
MSRP	\$204.95	
	2102503	

TURBO CHELSEA H2O

SIZES	D: 7-12, 13, 14	UPPER	6"
	EE: 7-12, 13, 14	TOE	Round
PLATFORM	Turbo		



FEATURES

- DRYShield™ waterproof breathable construction
- Premium full-grain leather
- Energy Max™ anti-fatigue insole
- 100% non-metallic
- Mesh lining
- Direct-attach construction
- Shock-absorbing PU midsole
- Oil- and slip-resisting TPU outsole
- 90° heel
- Safety toe is ASTM F2413-18 M/I/C EH rated
- Soft toe is ASTM F2892-18 EH rated

STYLE#	10032609
COLOR	Aged Bark
DETAILS	Full Vamp
AVAILABLE	At Once
MSRP	\$154.95
	277503



STYLE#	10027331	
MSRP	\$164.95	
	282503	

STYLE#	10027330	
COLOR	Black	
DETAILS	Full Vamp	
AVAILABLE	At Once	
MSRP	\$164.95	
	282503	



TURBO 6" H2O CSA®


SIZES **D: 7-12, 13, 14**
EE: 7-12, 13, 14
 PLATFORM **Turbo**

UPPER **6"**
 TOE **Round**




FEATURES

- DRYShield™ waterproof breathable construction
- Premium full-grain leather
- Energy Max™ anti-fatigue insole
- 100% non-metallic
- Puncture resistant, metal-free SWEN-FLEX® insole board
- Mesh lining
- Lightly padded collar and tongue top
- Direct-attach construction
- Shock-absorbing PU midsole
- Oil- and slip-resisting TPU outsole
- 90° heel
- Safety toe is ASTM F2413-18 M/I/C EH rated
- ASTM F2413-18 PR rated for puncture resistant protection
- Certified to CSA® Standard Z195-14 with Grade 1 toe, sole and electric shock resistance protection

STYLE# **10029132** 
 COLOR **Aged Bark**
 AVAILABLE **At Once**
 MSRP **\$184.95**
292503



STYLE# **10029134** 
 COLOR **Black**
 AVAILABLE **At Once**
 MSRP **\$184.95**
292503



TURBO 8" H2O CSA®


SIZES **D: 7-12, 13, 14**
EE: 7-12, 13, 14
 PLATFORM **Turbo**

UPPER **8"**
 TOE **Round**



FEATURES

- DRYShield™ waterproof breathable construction
- Premium full-grain leather
- Energy Max™ anti-fatigue insole
- 100% non-metallic
- Puncture resistant, metal-free SWEN-FLEX® insole board
- Mesh lining
- Lightly padded collar and tongue top
- Direct-attach construction
- Shock-absorbing PU midsole
- Oil- and slip-resisting TPU outsole
- 90° heel
- Safety toe is ASTM F2413-18 M/I/C EH rated
- ASTM F2413-18 PR rated for puncture resistant protection
- Certified to CSA® Standard Z195-14 with Grade 1 toe, sole and electric shock resistance protection

STYLE# **10029136** 
 COLOR **Aged Bark**
 AVAILABLE **At Once**
 MSRP **\$194.95**
297503



TURBO OUTLAW 6" H2O


SIZES **D: 7-12, 13, 14**
EE: 7-12, 13, 14
 PLATFORM **Turbo**

UPPER **6"**
 TOE **Round**



FEATURES

- DRYShield™ waterproof breathable construction
- Premium full-grain leather
- Energy Max™ anti-fatigue insole
- 100% non-metallic
- Mesh lining
- Lightly padded collar and tongue top
- Direct-attach construction
- Protective ExGuards™ on toe and heel
- Shock-absorbing PU midsole
- Oil- and slip-resisting TPU outsole
- 90° heel
- Safety toe is ASTM F2413-18 M/I/C EH rated

STYLE# **10033996** 
 COLOR **Barley Brown**
 AVAILABLE **At Once**
 MSRP **\$194.95**
297503



TURBO OUTLAW 6" H2O CSA®

NEW STYLE

SIZES	D: 6-12, 13, 14, 15	UPPER	6"
	EE: 4, 5, 6-12, 13, 14, 15	TOE	Round
PLATFORM	Turbo		



FEATURES

- DRYShield™ waterproof breathable construction
- Premium full-grain leather
- Energy Max™ anti-fatigue insole
- 100% non-metallic
- Puncture resistant, metal-free SWEN-FLEX® insole board
- 50% recycled polyester lining
- Lightly padded collar and tongue top
- Direct-attach construction
- Protective ExGuards™ on toe and heel
- Shock-absorbing PU midsole
- Oil- and slip-resisting TPU outsole
- 90° heel
- Safety toe is ASTM F2413-18 M/I/C EH rated
- ASTM F2413-18 PR rated for puncture resistant protection
- Certified to CSA® Standard Z195-14 with Grade 1 toe protection, protective sole protection and electric shock resistance (ESR) protection

STYLE#	10045417	
COLOR	Rich Brown	
AVAILABLE	Oct/Nov 2023	
MSRP	\$204.95	
	2102503	



TURBO OUTLAW 8" MET GUARD H2O CSA®

SIZES	D: 7-12, 13, 14	UPPER	8"
	EE: 7-12, 13, 14	TOE	Round
PLATFORM	Turbo		



FEATURES

- DRYShield™ waterproof breathable construction
- Premium full-grain leather
- Energy Max™ anti-fatigue insole
- 100% non-metallic
- XRD® Internal Metatarsal Guard
- Puncture resistant, metal-free SWEN-FLEX® insole board
- Mesh lining
- Lightly padded collar and tongue top
- Direct-attach construction
- Protective ExGuards™ on toe and heel
- Shock-absorbing PU midsole
- Oil- and slip-resisting TPU outsole
- 90° heel
- Safety toe is ASTM F2413-18 M/I/C EH rated
- ASTM F2413-18 Mt rated for metatarsal protection
- ASTM F2413-18 PR rated for puncture resistant protection
- Certified to CSA® Standard Z195-14 with Grade 1 toe protection, protective sole protection and electric shock resistance (ESR) protection

STYLE#	10033998	
COLOR	Barley Brown	
AVAILABLE	Apr/May 2023	
MSRP	\$214.95	
	2112503	



TURBO OUTLAW 8" H2O 400G CSA®

SIZES	D: 7-12, 13, 14	UPPER	8"
	EE: 7-12, 13, 14	TOE	Round
PLATFORM	Turbo		



FEATURES

- DRYShield™ waterproof breathable construction
- 400g Thinsulate™ Insulation
- Premium full-grain leather
- Energy Max™ anti-fatigue insole
- 100% non-metallic
- Puncture resistant, metal-free SWEN-FLEX® insole board
- Mesh lining
- Lightly padded collar and tongue top
- Direct-attach construction
- Protective ExGuards™ on toe and heel
- Shock-absorbing PU midsole
- Oil- and slip-resisting TPU outsole
- 90° heel
- Safety toe is ASTM F2413-18 M/I/C EH rated
- ASTM F2413-18 PR rated for puncture resistant protection
- Certified to CSA® Standard Z195-14 with Grade 1 toe protection, protective sole protection and electric shock resistance (ESR) protection

STYLE#	10033997	
COLOR	Barley Brown	
AVAILABLE	Oct/Nov 2023	
MSRP	\$214.95	
	2107503	

RELAUNCH



RIVETER

Delivers amazing all-day comfort, stability, and traction for long hours in outdoor work environments

ATS ADVANCED STABILITY AND PERFORMANCE

FEATURES

- Lightweight composite forked shank for stability
- Puncture-resistant, metal-free SWEN-FLEX® insole board
- FLX Foam™ midsole for lightweight cushion and rebound
- Oil- and slip-resisting Duratread® outsole provides maximum wear resistance, passes hot contact test at 300°C/572°F
- 90° heel



GLACIER GRIP™
(SELECT STYLES)

BEST FOR

Construction and outdoor work environments

WOMEN'S RIVETER 6" CSA® H20

SIZES	B: 5.5-11, 12	UPPER	6"
	C: 6-11	TOE	Round
PLATFORM	Riveter	SLIP RESISTING	≥0.35



FEATURES

- DRYShield™ waterproof breathable construction
- Full-grain leather
- All Day Cushioning insole
- Puncture resistant, metal-free SWEN-FLEX® insole board
- Mesh lining
- Lightly padded collar and tongue top
- Cement construction
- Lightweight, shock-absorbing FLX Foam™ midsole
- Oil- and slip-resisting Duratread™ outsole
- 90° heel
- Safety toe is ASTM F2413-18 F/I/C EH rated
- ASTM F2413-18 PR rated for puncture resistant protection
- Certified to CSA® Standard Z195-14 with Grade 1 toe protection, protective sole protection and electric shock resistance (ESR) protection

STYLE#	10035773	CT	RELAUNCH
COLOR	Dark Brown		
DETAILS	SSW		
AVAILABLE	May/Jun 2023		
MSRP	\$164.95		
	286503		



WOMEN'S RIVETER CHELSEA CSA® H20

SIZES	B: 5.5-11, 12	UPPER	6"
	C: 6-11	TOE	Round
PLATFORM	Riveter	SLIP RESISTING	≥0.35



FEATURES

- DRYShield™ waterproof breathable construction
- Full-grain leather
- All Day Cushioning insole
- Puncture resistant, metal-free SWEN-FLEX® insole board
- Mesh lining
- Easy pull-on twin gore style
- Cement construction
- Lightweight, shock-absorbing FLX Foam™ midsole
- Oil- and slip-resisting Duratread™ outsole
- 90° heel
- Safety toe is ASTM F2413-18 F/I/C EH rated
- ASTM F2413-18 PR rated for puncture resistant protection
- Certified to CSA® Standard Z195-14 with Grade 1 toe protection, protective sole protection and electric shock resistance (ESR) protection

STYLE#	10035772	CT	RELAUNCH
COLOR	Dark Brown		
DETAILS	SSW, Full Vamp		
AVAILABLE	Aug/Sep 2023		
MSRP	\$164.95		
	286503		



WOMEN'S RIVETER PULL-ON CSA® H2O

SIZES	B: 5.5-11, 12	UPPER	10"
	C: 6-11	TOE	Round
PLATFORM	Riveter	SLIP RESISTING	≥0.35



FEATURES

- DRYShield™ waterproof breathable construction
- Full-grain leather
- All Day Cushioning insole
- Puncture resistant, metal-free SWEN-FLEX® insole board
- Mesh lining
- Four-row stitch pattern
- Cement construction
- Lightweight, shock-absorbing FLX Foam™ midsole
- Oil- and slip-resisting Duratread™ outsole
- 90° heel
- Safety toe is ASTM F2413-18 F/I/C EH rated
- ASTM F2413-18 PR rated for puncture resistant protection
- Certified to CSA® Standard Z195-14 with Grade 1 toe, sole and electric shock resistance protection

STYLE#	10035774	CT	RELAUNCH
COLOR	Dark Brown		
DETAILS	SSW, Full Vamp		
AVAILABLE	May/June 2023		
MSRP	\$174.95		
	291503		



WOMEN'S RIVETER PULL-ON H2O 400G CSA® GLACIER GRIP™

SIZES	B: 5.5-11, 12	UPPER	10"
	C: 6-11	TOE	Round
PLATFORM	Riveter		



FEATURES

- DRYShield™ waterproof breathable construction
- 400g Thinsulate™ Insulation
- Full-grain leather
- All Day Cushioning insole
- Puncture resistant, metal-free SWEN-FLEX® insole board
- Mesh lining
- Four-row stitch pattern
- Cement construction
- Lightweight, shock-absorbing FLX Foam™ midsole
- Slip-resisting Duratread™ outsole with snow and ice traction pods
- 90° heel
- Safety toe is ASTM F2413-18 F/I/C EH rated
- ASTM F2413-18 PR rated for puncture resistant protection
- Certified to CSA® Standard Z195-14 with Grade 1 toe, sole and electric shock resistance protection

STYLE#	10036708	CT	RELAUNCH
COLOR	Dark Brown		
DETAILS	SSW, Full Vamp		
AVAILABLE	Aug/Sep 2023		
MSRP	\$204.95		
	2106503		



WOMEN'S RIVETER 8" H2O 400G CSA® GLACIER GRIP™

SIZES	B: 5.5-11, 12	UPPER	8"
	C: 6-11	TOE	Round
PLATFORM	Riveter		



FEATURES

- DRYShield™ waterproof breathable construction
- 400g Thinsulate™ Insulation
- Full-grain leather
- All Day Cushioning insole
- Puncture resistant, metal-free SWEN-FLEX® insole board
- Mesh lining
- Suede collar and tongue
- Cement construction
- Lightweight, shock-absorbing FLX Foam™ midsole
- Slip-resisting Duratread™ outsole with snow and ice traction pods
- 90° heel
- Safety toe is ASTM F2413-18 F/I/C EH rated
- ASTM F2413-18 PR rated for puncture resistant protection
- Certified to CSA® Standard Z195-14 with Grade 1 toe, sole and electric shock resistance protection

STYLE#	10036707	CT	RELAUNCH
COLOR	Dark Brown		
DETAILS	SSW		
AVAILABLE	Aug/Sep 2023		
MSRP	\$204.95		
	2106503		



TELLURIDE WORK

Delivers cushioning and advanced stability with versatile traction

ATS ADVANCED STABILITY WITH SUPERIOR COMFORT

FEATURES

- Cushioning EVA midsole for shock absorption
- Lightweight composite forked shank for stability
- Oil- and slip-resisting Duratread™ outsole for maximum wear resistance, passes hot contact test at 300°C/572°F
- 90° heel



BEST FOR

Construction, factory, warehouse, or farm and ranch work

WOMEN'S TELLURIDE WORK H20


SIZES **B: 5.5-10, 11, 12**
C: 6-9
 PLATFORM **Telluride Work**

UPPER **5"**
 TOE **Round**
 SLIP RESISTING **≥0.35**



FEATURES

- DRYShield™ waterproof breathable construction
- Full-grain leather
- Pro Performance insole for cushioning support
- 100% non-metallic
- Mesh lining
- Lightly padded collar and tongue top
- Cement construction
- Protective toe and heel cap
- Lightweight, shock-absorbing EVA midsole
- Oil- and slip-resisting Duratread™ outsole
- 90° heel
- Safety toe is ASTM F2413-18 F/I/C EH rated
- Meets EN ISO 20345 SB level requirements for Safety Footwear combined with SRA Slip Resistance

STYLE# **10029481** 
 COLOR **Distressed Brown**
 AVAILABLE **At Once**
 MSRP **\$159.95**
283503



REBAR™ LIFT

Delivers lightweight durability with SMARTLITE™ material from Huntsman

AS ADVANCED STABILITY AND PERFORMANCE

FEATURES

- Lightweight composite forked shank for stability
- 100% recyclable, lightweight durable outsole made with SMARTLITE™ material from Huntsman
- Oil- and slip-resisting abrasion resistant outsole, passes hot contact test at 150°C/302°F
- 90° heel



BEST FOR

Construction, agriculture, and landscaping work

REBAR™ LIFT

A long workday demands a boot that can keep up. Featuring a lightweight, durable sole with SMARTLITE™ material from Huntsman, Rebar™ Lift offers superior energy return and cushioning for long days on your feet.

DRYShield™ waterproof breathable construction

Soft toe is ASTM F2892-18 EH rated

Safety toe is ASTM F2413-18 M/I/C EH rated

Moc Toe

Cement construction

Lightweight, shock-absorbing FLX Foam™ midsole

Oil- and slip-resisting sole made w/ SMARTLITE™ material from Huntsman

90° heel

All Day Cushioning insole

Lightly padded collar and tongue top

Premium full-grain leather

50% recycled polyester lining



REBAR™ LIFT 6" H2O

NEW STYLE

SIZES D: 6-12, 13, 14, 15
 EE: 6-12, 13, 14, 15
 PLATFORM Rebar™ Lift


UPPER 6"
 TOE Round



FEATURES

- DRYShield™ waterproof breathable construction
- Premium full-grain leather
- All Day Cushioning insole
- 50% recycled polyester lining
- Lightly padded collar and tongue top
- Cement construction
- Moc toe
- Lightweight, shock-absorbing FLX Foam™ midsole
- Oil- and slip-resisting sole made w/ SMARTLITE™ material from Hunstman
- 90° heel
- Safety toe is ASTM F2413-18 M/I/C EH rated
- Soft toe is ASTM F2892-18 EH rated

STYLE# **10046877**
 COLOR **Distressed Brown**
 DETAILS **SSW**
 AVAILABLE **Sep/Oct 2023**
 MSRP **\$179.95**
290003

STYLE# **10046876** 
 MSRP **\$189.95**
295003



REBAR™ LIFT 8" H2O

NEW STYLE

SIZES D: 6-12, 13, 14, 15
 EE: 6-12, 13, 14, 15
 PLATFORM Rebar™ Lift


UPPER 8"
 TOE Round



FEATURES

- DRYShield™ waterproof breathable construction
- Premium full-grain leather
- All Day Cushioning insole
- 50% recycled polyester lining
- Lightly padded collar and tongue top
- Cement construction
- Moc toe
- Lightweight, shock-absorbing FLX Foam™ midsole
- Oil- and slip-resisting sole made w/ SMARTLITE™ material from Hunstman
- 90° heel
- Safety toe is ASTM F2413-18 M/I/C EH rated
- Soft toe is ASTM F2892-18 EH rated

STYLE# **10047029**
 COLOR **Distressed Brown**
 DETAILS **SSW**
 AVAILABLE **Sep/Oct 2023**
 MSRP **\$189.95**
295003

STYLE# **10047028** 
 MSRP **\$199.95**
2100003



REBAR™ WEDGE

Delivers all-day cushioning comfort with incredible stability

4LR™ EVERYDAY COMFORT AND STABILITY

FEATURES

- Lightweight stabilizing shank
- Innovative flexible Goodyear welt construction
- Blown rubber sole provides cushioning durability
- Oil- and slip-resisting outsole, passes hot contact test at 150°C/302°F
- Flat bottom, wedge sole is not ladder-friendly



BEST FOR

Concrete and masonry, agricultural and landscaping work

REBAR™ WEDGE 6" MOC TOE H2O

SIZES	D: 6-12, 13, 14	UPPER	6"
	EE: 6-12, 13, 14	TOE	Round
PLATFORM	Rebar™ Wedge		

4LR™ DRYShield™

FEATURES

- DRYShield™ waterproof breathable construction
- Premium full-grain leather
- All Day Cushioning insole
- Mesh lining
- Resoleable Goodyear welt construction
- Moc toe
- Oil- and slip-resisting blown rubber outsole
- Flat bottom, wedge sole
- Safety toe is ASTM F2413-18 M/I/C EH rated
- Soft toe is ASTM F2892-18 EH rated

STYLE#	10044539
COLOR	Aged Honey
DETAILS	SSW
AVAILABLE	Jun/Jul 2023
MSRP	\$179.95
	290003



STYLE#	10044540	CT
AVAILABLE	May/Jun 2023	
MSRP	\$189.95	
	295003	

STYLE#	10035916
COLOR	Rusted Copper
DETAILS	SSW
AVAILABLE	At Once
MSRP	\$179.95
	290003



STYLE#	10035917	CT
MSRP	\$189.95	
	295003	

REBAR™ WEDGE 6" H2O

SIZES	D: 7-12, 13, 14	UPPER	6"
	EE: 7-12, 13, 14	TOE	Round
PLATFORM	Rebar™ Wedge		

4LR™ DRYShield™

FEATURES

- DRYShield™ waterproof breathable construction
- Premium full-grain leather
- All Day Cushioning insole
- Mesh lining
- Resoleable Goodyear welt construction
- Oil- and slip-resisting blown rubber outsole
- Flat bottom, wedge sole
- Safety toe is ASTM F2413-18 M/I/C EH rated
- Soft toe is ASTM F2892-18 EH rated

STYLE#	10035946
COLOR	Rusted Copper
DETAILS	SSW
AVAILABLE	At Once
MSRP	\$169.95
	285003



STYLE#	10035945	CT
MSRP	\$179.95	
	290003	

REBAR™ WEDGE ORGULLO MEXICANO H2O

SIZES **D: 6-12, 13, 14**
EE: 6-12, 13, 14
 PLATFORM **Rebar™ Wedge**

UPPER **10"**
 TOE **Round**



FEATURES

- DRYShield™ waterproof breathable construction
- Premium full-grain leather
- All Day Cushioning insole
- Mesh lining
- Resoleable Goodyear welt construction
- Oil- and slip-resisting blown rubber outsole
- Flat bottom, wedge sole
- Soft toe is ASTM F2892-18 EH rated

STYLE# **10042497**
 COLOR **Aged Honey**
 DETAILS **SSW, Full Vamp**
 AVAILABLE **At Once**
 MSRP **\$184.95**
292503



REBAR™ WEDGE PULL-ON H2O

NEW STYLE


SIZES **D: 6-12, 13, 14**
EE: 6-12, 13, 14
 PLATFORM **Rebar™ Wedge**

UPPER **10"**
 TOE **Round**



FEATURES

- DRYShield™ waterproof breathable construction
- Premium full-grain leather
- All Day Cushioning insole
- Mesh lining
- Resoleable Goodyear welt construction
- Oil- and slip-resisting blown rubber outsole
- Flat bottom, wedge sole
- Safety toe is ASTM F2413-18 M/I/C EH rated

STYLE# **10042862** 
 COLOR **Aged Honey**
 DETAILS **SSW, Full Vamp**
 AVAILABLE **Sep/Oct 2023**
 MSRP **\$189.95**
295003



WOMEN'S REBAR™ WEDGE MOC TOE H2O

SIZES **B: 6-11**
C: 6-11
 PLATFORM **Rebar™ Wedge**

UPPER **5"**
 TOE **Round**




FEATURES

- DRYShield™ waterproof breathable construction
- Premium full-grain leather
- All Day Cushioning insole
- Mesh lining
- Resoleable Goodyear welt construction
- Moc toe
- Oil- and slip-resisting blown rubber outsole
- Flat bottom, wedge sole
- Safety toe is ASTM F2413-18 F/I/C EH rated
- Soft toe is ASTM F2892-18 EH rated


STYLE# **10035770**
 COLOR **Steel Grey**
 DETAILS **SSW**
 AVAILABLE **At Once**
 MSRP **\$159.95**
280003
EXTRA SIZES B: 5.5

NEW OPTION



STYLE# **10043240** 
 AVAILABLE **Jul/Aug 2023**
 MSRP **\$169.95**
285003
EXTRA SIZES B: 5.5

STYLE# **10038336**
 COLOR **Aged Honey**
 DETAILS **SSW**
 AVAILABLE **At Once**
 MSRP **\$159.95**
280003

STYLE# **10038335** 
 MSRP **\$169.95**
285003



WOMEN'S REBAR™ WEDGE CHELSEA H20

SIZES	B: 5.5-11	UPPER	5"
PLATFORM	Rebar™ Wedge	TOE	Round



FEATURES

- DRYShield™ waterproof breathable construction
- Premium full-grain leather
- All Day Cushioning insole
- Mesh lining
- Resoleable Goodyear welt construction
- Oil- and slip-resisting blown rubber outsole
- Flat bottom, wedge sole
- Safety toe is ASTM F2413-18 F/I/C EH rated
- Soft toe is ASTM F2892-18 EH rated

STYLE#	10042482
COLOR	Steel Grey
DETAILS	SSW, Full Vamp
AVAILABLE	Aug/Sep 2023
MSRP	\$159.95
	280003

NEW COLOR



STYLE#	10042563	
MSRP	\$169.95	
	285003	

STYLE#	10042481
COLOR	Aged Honey
DETAILS	SSW, Full Vamp
AVAILABLE	At Once
MSRP	\$159.95
	280003



STYLE#	10042564	
MSRP	\$169.95	
	285003	

REBAR™ FLEX

Delivers flexible, lightweight comfort with anatomical support

FEATURES

- 100% non-metallic construction
- Cushioning EVA midsole for shock absorption
- Lightweight stabilizing shank
- Oil- and slip-resisting Duratread™ outsole for maximum wear resistance, passes hot contact test at 300°C/572°F
- Defined heel

4LR™ EVERYDAY COMFORT AND STABILITY



BEST FOR

Construction trades or work that requires repetitive kneeling and bending

REBAR™ FLEX 6"


SIZES **D: 7-12, 13, 14**
EE: 7-12, 13, 14
 PLATFORM **Rebar™ Flex**

UPPER **6"**
 TOE **Round**
 SLIP RESISTING **≥0.35**



FEATURES

- Leather and mesh – leather in key protection and support areas, combined w/ mesh panels
- All Day Cushioning insole
- 100% non-metallic
- Mesh lining
- Lightly padded collar and tongue top
- Anatomical last for true fit
- Overlasted construction
- EVA midsole with ESS in heel
- Oil- and slip-resisting Duratread™ outsole
- Outdoor traction lugs w/ debris-releasing tread
- Defined heel
- Safety toe is ASTM F2413-18 M/I/C EH rated

STYLE# **10021495** 
 COLOR **Chocolate Brown**
 AVAILABLE **At Once**
 MSRP **\$149.95**
278003



GROUNDBREAKER

Delivers versatile traction and comfort

FEATURES

- Lightweight stabilizing shank
- Oil- and slip-resisting Duratread™ outsole for maximum wear resistance, passes hot contact test at 300°C/572°F
- 90° heel

4LR™ EVERYDAY COMFORT AND STABILITY



BEST FOR

Construction, factory or warehouse work;
farm and ranch work

GROUNDBREAKER 6"

SIZES **D: 7-12, 13, 14**
EE: 7-12, 13, 14
PLATFORM **Groundbreaker**

UPPER **6"**
TOE **Round**
SLIP RESISTING **≥0.35**



FEATURES

- Full-grain leather
- All Day Cushioning insole
- Mesh lining
- Lightly padded collar and tongue top
- Cement construction
- Oil- and slip-resisting Duratread™ outsole
- 90° heel
- Soft toe is ASTM F2892-18 EH rated

STYLE# **10016256**
COLOR **Brown**
DETAILS **SSW**
AVAILABLE **At Once**
MSRP **\$139.95**
275003



GROUNDBREAKER CHELSEA H2O

SIZES **D: 7-12, 13, 14**
EE: 7-12, 13, 14
PLATFORM **Groundbreaker**

UPPER **6"**
TOE **Round**
SLIP RESISTING **≥0.35**



FEATURES

- DRYShield™ waterproof breathable construction
- Full-grain leather
- All Day Cushioning insole
- Mesh lining
- Easy pull-on twin gore style
- Reflective piping on heel
- Cement construction
- Oil- and slip-resisting Duratread™ outsole
- 90° heel
- Safety toe is ASTM F2413-18 M/I/C EH rated

STYLE# **10024983** **ST**
COLOR **Dark Brown**
DETAILS **SSW, Full Vamp**
AVAILABLE **At Once**
MSRP **\$169.95**
285003



GROUNDBREAKER MET GUARD

SIZES	D: 7-12, 13, 14, 15	UPPER	10"
	EE: 7-12, 13, 14, 15	TOE	Round
PLATFORM	Groundbreaker	SLIP RESISTING	≥0.35



FEATURES

- Full-grain leather foot w/ suede upper
- All Day Cushioning insole
- XRD® Internal Metatarsal Guard
- Mesh lining
- Two-row stitch pattern
- Cement construction
- Oil- and slip-resisting Duratread™ outsole
- 90° heel
- Safety toe is ASTM F2413-18 M/I/C EH rated
- ASTM F2413-18 Mt rated for metatarsal protection

STYLE#	10036107	
COLOR	Brown	
DETAILS	SSW, Full Vamp	
AVAILABLE	Sep/Oct 2023	
MSRP	\$189.95	
	298503	

RELAUNCH



GROUNDBREAKER PULL-ON

SIZES	D: 7-12, 13, 14	UPPER	10"
	EE: 7-12, 13, 14	TOE	Round
PLATFORM	Groundbreaker	SLIP RESISTING	≥0.35



FEATURES

- Full-grain leather foot w/ suede upper
- All Day Cushioning insole
- Mesh lining
- Two-row stitch pattern
- Cement construction
- Oil- and slip-resisting Duratread™ outsole
- 90° heel
- Safety toe is ASTM F2413-18 M/I/C EH rated
- Soft toe is ASTM F2892-18 EH rated

STYLE#	10014238
COLOR	Brown
DETAILS	SSW, Full Vamp
AVAILABLE	At Once
MSRP	\$149.95
	278003

STYLE#	10014241	
MSRP	\$159.95	
	283003	



EDGE LTE

Delivers lightweight, flexible all-day comfort

FEATURES

- 100% non-metallic construction
- Lightweight stabilizing shank
- Flexible and lightweight Bantamweight™ sole provides cushioning comfort
- Oil- and slip-resisting outsole passes hot contact test at 150°C/302°F
- Defined heel

4LR™ EVERYDAY COMFORT AND STABILITY



BEST FOR

Mixed use office and factory/warehouse work

EDGE LTE CHUKKA MET GUARD

SIZES	D: 7-12, 13, 14	UPPER	6"
	EE: 7-12, 13, 14	TOE	Round
PLATFORM	Edge LTE	SLIP RESISTING	≥0.35



BANTAM
WEIGHT

FEATURES

- Full-grain leather
- All Day Cushioning insole
- 100% non-metallic XRD® Internal Metatarsal Guard
- Mesh lining
- Suede collar and tongue
- Cement construction
- Moc toe
- Lightweight, oil- and slip-resisting Bantamweight™ outsole
- Defined heel
- Safety toe is ASTM F2413-18 M/I/C EH rated
- ASTM F2413-18 Mt rated for metatarsal protection

STYLE#	10034149	CT
COLOR	Dark Brown	
AVAILABLE	At Once	
MSRP	\$184.95	
	293503	



EDGE LTE CHUKKA H2O

SIZES	D: 7-12, 13, 14	UPPER	6"
	EE: 7-12, 13, 14	TOE	Round
PLATFORM	Edge LTE	SLIP RESISTING	≥0.35



DRYShield™



BANTAM
WEIGHT

FEATURES

- DRYShield™ waterproof breathable construction
- Full-grain leather
- All Day Cushioning insole
- 100% non-metallic
- Mesh lining
- Suede collar and tongue
- Cement construction
- Moc toe
- Lightweight, oil- and slip-resisting Bantamweight™ outsole
- Defined heel
- Safety toe is ASTM F2413-18 M/I/C EH rated

STYLE#	10024953	CT
COLOR	Dark Brown	
AVAILABLE	At Once	
MSRP	\$169.95	
	288503	



EDGE LTE CHUKKA

SIZES	D: 7-12, 13, 14	UPPER	6"
	EE: 7-12, 13, 14	TOE	Round
PLATFORM	Edge LTE	SLIP RESISTING	≥0.35



FEATURES

- Full-grain leather
- All Day Cushioning insole
- 100% non-metallic
- Mesh lining
- Suede collar and tongue
- Cement construction
- Moc toe
- Lightweight, oil- and slip-resisting Bantamweight™ outsole
- Defined heel
- Safety toe is ASTM F2413-18 M/I/C EH rated

STYLE#	10024951	CT
COLOR	Dark Brown	
AVAILABLE	At Once	
MSRP	\$149.95	
	278503	



EDGE LTE MOC

SIZES	D: 7-12, 13, 14	UPPER	4.5"
	EE: 7-12, 13, 14	TOE	Round
PLATFORM	Edge LTE	SLIP RESISTING	≥0.35



FEATURES

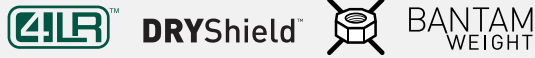
- Full-grain leather
- All Day Cushioning insole
- 100% non-metallic
- Mesh lining
- Suede collar and tongue
- Cement construction
- Moc toe
- Lightweight, oil- and slip-resisting Bantamweight™ outsole
- Defined heel
- Safety toe is ASTM F2413-18 M/I/C EH rated

STYLE#	10024954	CT
COLOR	Dark Brown	
AVAILABLE	At Once	
MSRP	\$134.95	
	274003	



EDGE LTE MOC H2O

SIZES	D: 7-12, 13, 14	UPPER	4.5"
	EE: 7-12, 13, 14	TOE	Round
PLATFORM	Edge LTE	SLIP RESISTING	≥0.35



FEATURES

- DRYShield™ waterproof breathable construction
- Full-grain leather
- All Day Cushioning insole
- 100% non-metallic
- Mesh lining
- Suede collar and tongue
- Cement construction
- Moc toe
- Lightweight, oil- and slip-resisting Bantamweight™ outsole
- Defined heel
- Safety toe is ASTM F2413-18 M/I/C EH rated

STYLE#	10024956	CT
COLOR	Dark Brown	
AVAILABLE	At Once	
MSRP	\$159.95	
	284503	



EDGE LTE MOC

SIZES	D: 7-12, 13, 14	UPPER	4.5"
	EE: 7-12, 13, 14	TOE	Round
PLATFORM	Edge LTE	SLIP RESISTING	≥0.35



FEATURES

- Full-grain leather
- All Day Cushioning insole
- 100% non-metallic
- 50% recycled polyester lining
- Suede collar and tongue
- Cement construction
- Moc toe
- Lightweight, oil- and slip-resisting Bantamweight™ outsole
- Defined heel
- Safety toe is ASTM F2413-18 M/I/C EH rated

STYLE#	10044578	CT
COLOR	Brown/Brown Croco Print	
AVAILABLE	May/June 2023	
MSRP	\$144.95	
	276503	



EDGE LTE CHUKKA SD

SIZES **D: 7-12, 13, 14**
EE: 7-12, 13, 14
 PLATFORM **Edge LTE**

UPPER **6"**
 TOE **Round**
 SLIP RESISTING **≥0.35**



FEATURES

- Full-grain leather
- All Day Cushioning insole
- 100% non-metallic
- Mesh lining
- Suede collar and tongue
- Cement construction
- Moc toe
- Lightweight, oil- and slip-resisting Bantamweight™ outsole
- Defined heel
- Safety toe is ASTM F2413-18 M/I/C SD 35 rated

STYLE# **10038398**

COLOR **Dark Brown**

AVAILABLE **At Once**

MSRP **\$164.95**
283503



EDGE LTE SLIP-ON SD

SIZES **D: 7-12, 13, 14**
EE: 7-12, 13, 14
 PLATFORM **Edge LTE**

UPPER **3"**
 TOE **Round**
 SLIP RESISTING **≥0.35**



FEATURES

- Full-grain leather
- All Day Cushioning insole
- 100% non-metallic
- Mesh lining
- Easy slip-on style
- Padded collar at topline
- Cement construction
- Moc toe
- Lightweight, oil- and slip-resisting Bantamweight™ outsole
- Defined heel
- Safety toe is ASTM F2413-18 M/I/C SD 35 rated

STYLE# **10029530**

COLOR **Dark Brown**

AVAILABLE **At Once**

MSRP **\$154.95**
278503



WOMEN'S EDGE LTE MOC

SIZES **B: 5.5-11**
C: 6-10
 PLATFORM **Edge LTE**

UPPER **4.5"**
 TOE **Round**
 SLIP RESISTING **≥0.35**



FEATURES

- Full-grain leather
- All Day Cushioning insole
- 100% non-metallic
- Mesh lining
- Suede collar and tongue
- Cement construction
- Moc toe
- Lightweight, oil- and slip-resisting Bantamweight™ outsole
- Defined heel
- Safety toe is ASTM F2413-18 F/I/C EH rated

STYLE# **10035978**

COLOR **Dark Brown**

AVAILABLE **At Once**

MSRP **\$134.95**
274003

EXTRA SIZES **B: 12**
C: 10.5, 11



STYLE# **10042485**

COLOR **Desert Brown/
 Cheetah**

AVAILABLE **At Once**

MSRP **\$144.95**
276503



TRACEY

Delivers real performance for women with durable, multi-surface traction

FEATURES

- Lightweight stabilizing shank
- Indoor/outdoor Grip Strip™ sole tread design
- Oil- and slip-resisting Duratread™ outsole for maximum wear resistance, passes hot contact test at 300°C/572°F
- 90° heel

4LR™ EVERYDAY COMFORT AND STABILITY



BEST FOR

Construction and warehouse work;
farm and ranch work

WOMEN'S MACEY™

SIZES **B: 6.5-10, 11**
PLATFORM **Tracey**

UPPER **5"**
TOE **Roper**
SLIP RESISTING **≥0.35**




FEATURES

- Premium full-grain leather
- All Day Cushioning insole
- Mesh lining
- Lightly padded collar and tongue top
- Generous last
- Cement construction
- Oil- and slip-resisting Duratread™ outsole
- 90° heel
- Safety toe is ASTM F2413-18 M/I/C EH rated
- Soft toe is ASTM F2892-18 EH rated

STYLE# **10005947**
COLOR **Dark Peanut**
DETAILS **SSW**
AVAILABLE **At Once**
MSRP **\$139.95**
270003

EXTRA SIZES **B: 6, 12**

STYLE# **10005949** 
MSRP **\$149.95**
275003



WOMEN'S CASEY 6"

SIZES **B: 5.5-11, 12**
C: 6-11
PLATFORM **Tracey**

UPPER **6"**
TOE **Roper**
SLIP RESISTING **≥0.35**



FEATURES

- Premium full-grain leather
- All Day Cushioning insole
- Mesh lining
- Lightly padded collar and tongue top
- Generous last
- Cement construction
- Oil- and slip-resisting Duratread™ outsole
- 90° heel
- Safety toe is ASTM F2413-18 F/I/C EH rated

STYLE# **10033921** 
COLOR **Shadow**
DETAILS **SSW**
AVAILABLE **At Once**
MSRP **\$154.95**
278003



WOMEN'S CASEY 6" MET GUARD

SIZES **B: 5.5-11, 12**
C: 6-11

UPPER **6"**
 TOE **Roper**


PLATFORM **Tracey**

SLIP RESISTING **≥0.35**



FEATURES

- Premium full-grain leather
- All Day Cushioning insole
- XRD® Internal Metatarsal Guard
- Mesh lining
- Lightly padded collar and tongue top
- Generous last
- Cement construction
- Oil- and slip-resisting Duratread™ outsole
- 90° heel
- Safety toe is ASTM F2413-18 F/I/C EH rated
- ASTM F2413-18 Mt rated for metatarsal protection

STYLE# **10033995** 
 COLOR **Oily Distressed Brown**
 DETAILS **SSW**
 AVAILABLE **May/June 2023**
 MSRP **\$174.95**
288003



TREADFAST

Delivers comfort and multi-surface traction and is a great choice for your all-purpose work boot

FEATURES

- Lightweight stabilizing shank
- Oil- and slip-resisting Duratread™ outsole for maximum wear resistance, passes hot contact test at 300°C/572°F
- 90° heel

4LR™ EVERYDAY COMFORT AND STABILITY



BEST FOR

Construction, factory, warehouse, or farm and ranch work

TREADFAST 6" H2O

SIZES	D: 6-12, 13, 14, 15
	EE: 6-12, 13, 14, 15
PLATFORM	Treadfast

UPPER	6"
TOE	Round
SLIP RESISTING	≥0.35

4LR™ DRYShield™

FEATURES

- DRYShield™ waterproof breathable construction
- Full-grain leather
- All Day Cushioning insole
- Mesh lining
- Lightly padded collar and tongue top
- Cement construction
- Protective ExGuards™ on toe and heel
- Oil- and slip-resisting Duratread™ outsole
- 90° heel
- Safety toe is ASTM F2413-18 M/I/C EH rated
- Soft toe is ASTM F2892-18 EH rated

STYLE#	10040266
COLOR	Dark Brown
AVAILABLE	At Once
MSRP	\$114.95
	261003

STYLE#	10034673	ST
MSRP	\$124.95	
	266003	



TREADFAST 6"

SIZES	D: 6-12, 13, 14, 15
	EE: 6-12, 13, 14, 15
PLATFORM	Treadfast

UPPER	6"
TOE	Round
SLIP RESISTING	≥0.35

4LR™

FEATURES

- Full-grain leather
- All Day Cushioning insole
- Mesh lining
- Lightly padded collar and tongue top
- Cement construction
- Protective ExGuards™ on toe and heel
- Oil- and slip-resisting Duratread™ outsole
- 90° heel
- Safety toe is ASTM F2413-18 M/I/C EH rated
- Soft toe is ASTM F2892-18 EH rated

STYLE#	10034672
COLOR	Distressed Brown
AVAILABLE	At Once
MSRP	\$104.95
	256003

STYLE#	10034671	ST
MSRP	\$114.95	
	261003	



TREADFAST 8" H2O

SIZES **D: 6-12, 13, 14, 15**
EE: 6-12, 13, 14, 15
 PLATFORM **Treadfast**

UPPER **8"**
 TOE **Round**
 SLIP RESISTING **≥0.35**



FEATURES

- DRYShield™ waterproof breathable construction
- Full-grain leather
- All Day Cushioning insole
- 50% recycled polyester lining
- Lightly padded collar and tongue top
- Cement construction
- Protective ExGuards™ on toe and heel
- Oil- and slip-resisting Duratread™ outsole
- 90° heel
- Safety toe is ASTM F2413-18 M/I/C EH rated
- Soft toe is ASTM F2892-18 EH rated

STYLE# **10042484**
 COLOR **Dark Brown**
 AVAILABLE **Mar/Apr 2023**
 MSRP **\$129.95**
271003

STYLE# **10042496** **ST**
 AVAILABLE **Feb/Mar 2023**
 MSRP **\$139.95**
276003



WOMEN'S TREADFAST 6" H2O

SIZES **B: 5.5-11, 12**
C: 6-11
 PLATFORM **Treadfast**

UPPER **6"**
 TOE **Round**
 SLIP RESISTING **≥0.35**



FEATURES

- DRYShield™ waterproof breathable construction
- Full-grain leather
- All Day Cushioning insole
- Mesh lining
- Lightly padded collar and tongue top
- Cement construction
- Protective ExGuards™ on toe and heel
- Oil- and slip-resisting Duratread™ outsole
- 90° heel
- Safety toe is ASTM F2413-18 F/I/C EH rated
- Soft toe is ASTM F2892-18 EH rated
- Meets EN ISO 20345 requirements for Heat Resistant sole
- Meets EN ISO 20345 SB level requirements for Safety Footwear combined with SRA Slip Resistance

STYLE# **10040404**
 COLOR **Dark Brown**
 AVAILABLE **At Once**
 MSRP **\$109.95**
258503

STYLE# **10040405** **ST**
 MSRP **\$119.95**
263503



CASUAL WORK

Delivers comfort casual shoe style with static dissipating safety toe protection

4LR™ EVERYDAY COMFORT AND STABILITY

FEATURES

- Static dissipating, SD 35 rated
- 100% non-metallic construction
- Cushioning EVA midsole for shock absorption
- Lightweight stabilizing shank
- Oil- and slip-resisting Duratread™ outsole for maximum wear resistance, passes hot contact test at 300°C/572°F
- 90° heel



BEST FOR

Indoor electronics, explosives or chemicals manufacturing

WOMEN'S CASUAL WORK MID LACE SD

SIZES	B: 5.5-11	UPPER	5"
	C: 6-11	TOE	Round
PLATFORM	Casual Work	SLIP RESISTING	≥0.35



FEATURES

- Full-grain leather
- All Day Cushioning insole
- 100% non-metallic
- Mesh lining
- Lightly padded mesh cushion collar
- Cement construction
- Lightweight, shock-absorbing EVA midsole
- Oil- and slip-resisting Duratread™ outsole
- 90° heel
- Safety toe is ASTM F2413-18 F/1/C SD 35 rated

STYLE#	10020097	
COLOR	Nutty Brown	
DETAILS	SSW	
AVAILABLE	At Once	
MSRP	\$144.95	
	276003	



WOMEN'S EXPERT SAFETY CLOG

Delivers comfort clog style with static dissipating safety toe protection

ATS® ADVANCED STABILITY WITH SUPERIOR COMFORT

FEATURES

- Static dissipating, SD 35 rated
- 100% non-metallic construction
- Lightweight composite forked shank for stability
- Oil- and slip-resisting Duratread™ outsole for maximum wear resistance, passes hot contact test at 300°C/572°F
- Defined heel



BEST FOR

Indoor electronics, explosives or chemicals manufacturing

EXPERT SAFETY CLOG SD

SIZES	B: 5.5-10, 11	UPPER	2"
	C: 6-9	TOE	Round
PLATFORM	Expert Safety Clog	SLIP RESISTING	≥0.35



FEATURES

- Premium full-grain leather
- Non-removable comfort insole
- 100% non-metallic
- Padded collar at topline
- Cement construction
- Shock-absorbing PU midsole
- Oil- and slip-resisting Duratread™ outsole
- Defined heel
- Safety toe is ASTM F2413-18 F/I/C SD 35 rated

STYLE#	10011976	
COLOR	Black	
AVAILABLE	At Once	
MSRP	\$139.95	
	273003	



OUTPACE™

Delivers amazing all-day cushioning and support

FEATURES

- 100% non-metallic construction
- FLX Foam™ midsole for lightweight cushion and rebound
- Lightweight stabilizing shank
- Oil- and slip-resisting Duratread™ outsole for maximum wear resistance, passes hot contact test at 300°C/572°
- Flat bottom, no defined heel

4LR™ EVERYDAY COMFORT AND STABILITY



OUTPACE™ SHIFT
(SELECT STYLES)

BEST FOR

Best for indoor factory or warehouse work

OUTPACE™ SHIFT

Built to outpace the competition. Outpace™ redefines comfort, combining athletic styling with long-lasting cushioning and performance safety features. Best for indoor work environments and long hours standing on cement floors.



OUTPACE™ SHIFT

NEW STYLE

SIZES **D: 7-12, 13, 14, 15**
EE: 7-12, 13, 14, 15
 PLATFORM **Outpace™**

UPPER **4"**
 TOE **Round**
 SLIP RESISTING **≥0.35**



FEATURES

- Leather and mesh – leather in key protection and support areas, combined w/ mesh panels
- All Day Cushioning insole
- 100% non-metallic
- 50% recycled polyester lining
- Lightly padded collar and tongue top
- Cement construction
- Cushioning FLX Foam™ eco-friendly midsole made w/ a 5% biodegradable rice husk blend
- Oil- and slip-resisting Duratread™ outsole
- Flat bottom no defined heel
- Safety toe is ASTM F2413-18 M/I/C EH rated
- Soft toe is ASTM F2892-18 EH rated

STYLE# **10047027**
 COLOR **Black**
 AVAILABLE **Oct/Nov 2023**
 MSRP **\$114.95**
258003



STYLE# **10047026**
 MSRP **\$124.95**
263003

STYLE# **10047025**
 COLOR **Camo**
 AVAILABLE **Oct/Nov 2023**
 MSRP **\$124.95**
263003



WOMEN'S OUTPACE™ SHIFT

NEW STYLE

SIZES **B: 5.5-11, 12**
C: 6-11
 PLATFORM **Outpace™**

UPPER **3.5"**
 TOE **Round**
 SLIP RESISTING **≥0.35**



FEATURES

- Leather and mesh – leather in key protection and support areas, combined w/ mesh panels
- All Day Cushioning insole
- 100% non-metallic
- 50% recycled polyester lining
- Lightly padded collar and tongue top
- Cement construction
- Cushioning FLX Foam™ eco-friendly midsole made w/ a 5% biodegradable rice husk blend
- Oil- and slip-resisting Duratread™ outsole
- Flat bottom no defined heel
- Safety toe is ASTM F2413-18 F/I/C EH rated
- Soft toe is ASTM F2892-18 EH rated

STYLE# **10046880**
 COLOR **Black**
 AVAILABLE **Oct/Nov 2023**
 MSRP **\$114.95**
258003



STYLE# **10046879**
 MSRP **\$124.95**
263003

WOMEN'S OUTPACE™ SHIFT (cont.)

STYLE# **10046878**
 COLOR **Smoky Grey**
 AVAILABLE **Oct/Nov 2023**
 MSRP **\$124.95**
263003



OUTPACE™

SIZES **D: 7-12, 13, 14**
EE: 7-12, 13, 14
 PLATFORM **Outpace™**

UPPER **4"**
 TOE **Round**
 SLIP RESISTING **≥0.35**



FEATURES

- Technically engineered ripstop upper
- Durable, abrasion resistant TPU overlays
- All Day Cushioning insole
- 100% non-metallic
- 50% recycled polyester lining
- Lightly padded collar and tongue top
- Cement construction
- Lightweight, shock-absorbing FLX Foam™ midsole
- Oil- and slip-resisting Duratread™ outsole
- Flat bottom no defined heel
- Safety toe is ASTM F2413-18 M/I/C EH rated

STYLE# **10040283**
 COLOR **Black**
 AVAILABLE **At Once**
 MSRP **\$119.95**
261003
D: 15
EE: 15



STYLE# **10040282**
 COLOR **Gunmetal**
 AVAILABLE **At Once**
 MSRP **\$119.95**
261003



OUTPACE™ SD

SIZES **D: 7-12, 13, 14**
EE: 7-12, 13, 14
 PLATFORM **Outpace™**

UPPER **4"**
 TOE **Round**
 SLIP RESISTING **≥0.35**



FEATURES

- Rugged knitted upper is breathable and flexible
- Durable, abrasion resistant TPU overlays
- All Day Cushioning insole
- 100% non-metallic
- 50% recycled polyester lining
- Lightly padded collar and tongue top
- Cement construction
- Lightweight, shock-absorbing FLX Foam™ midsole
- Oil- and slip-resisting Duratread™ outsole
- Flat bottom no defined heel
- Safety toe is ASTM F2413-18 M/I/C SD 35 rated

STYLE# **10040319**
 COLOR **Charcoal/Blazing Yellow**
 AVAILABLE **At Once**
 MSRP **\$124.95**
266003



WOMEN'S OUTPACE™

SIZES **B: 5.5-11**
 PLATFORM **Outpace™**

UPPER **3.5"**
 TOE **Round**
 SLIP RESISTING **≥0.35**



FEATURES

- Technically engineered ripstop upper
- Durable, abrasion resistant TPU overlays
- All Day Cushioning insole
- 100% non-metallic
- 50% recycled polyester lining
- Lightly padded collar and tongue top
- Cement construction
- Lightweight, shock-absorbing FLX Foam™ midsole
- Oil- and slip-resisting Duratread™ outsole
- Flat bottom no defined heel
- Safety toe is ASTM F2413-18 F/I/C EH rated

STYLE# **10040324** **CT**
 COLOR **Black/Charcoal**
 AVAILABLE **At Once**
 MSRP **\$119.95**
261003
C: 6-10



STYLE# **10040323** **CT**
 COLOR **Black/Shadow Purple**
 AVAILABLE **At Once**
 MSRP **\$119.95**
261003
C: 6-10



STYLE# **10040322** **CT**
 COLOR **Willow**
 AVAILABLE **At Once**
 MSRP **\$119.95**
261003



WOMEN'S OUTPACE™ SD

SIZES **B: 5.5-11, 12**
 C: 6-11
 PLATFORM **Outpace™**

UPPER **4"**
 TOE **Round**
 SLIP RESISTING **≥0.35**



FEATURES

- Eco-friendly, 100% recycled polyester mesh upper
- Durable, abrasion resistant TPU overlays
- All Day Cushioning insole
- 100% non-metallic
- 50% recycled polyester lining
- Lightly padded collar and tongue top
- Cement construction
- Lightweight, shock-absorbing FLX Foam™ midsole
- Oil- and slip-resisting Duratread™ outsole
- Flat bottom no defined heel
- Safety toe is ASTM F2413-18 F/I/C SD 35 rated

STYLE# **10044427** **CT**
 COLOR **Ebony**
 AVAILABLE **Jan/Feb 2023**
 MSRP **\$124.95**
266003



SHIFTRUNNER™

Delivers all-day cushioning and support for long shifts standing and walking

4LR™ EVERYDAY COMFORT AND STABILITY

FEATURES

- 100% non-metallic construction
- FLX Foam™ midsole for lightweight cushion and rebound
- Lightweight stabilizing shank
- Slip-resisting Duratread™ sole
- Eco-friendly midsole and outsole with 5% biodegradable rice husk agricultural by-product
- Flat bottom, no defined heel



BEST FOR

Indoor work environments such as healthcare, warehouse, or hospitality

SHIFTRUNNER™

With a sturdy rubber outsole, our ShiftRunner™ platform provides structure and stability with built-in comfort to energize feet for long shifts. Carefully designed for indoor work environments such as hospitals and other medical settings, hotels or warehouse, it delivers the all-day cushioning and support needed for standing and walking on hard surfaces.



SHIFTRUNNER™

SIZES	D: 7-12, 13, 14	UPPER	3"
	EE: 7-12, 13, 14	TOE	Round
PLATFORM	ShiftRunner™	SLIP RESISTING	≥0.35



FEATURES

- Eco-friendly, 100% recycled polyester mesh upper, lining and laces
- Fluid and stain repellent finish
- All Day Cushioning insole
- 100% non-metallic
- Cement construction
- Lightweight, shock-absorbing FLX Foam™ midsole
- Slip-resisting Duratread™ sole
- Eco friendly sole and midsole made w/ 5% biodegradable rice husk agricultural by-product
- Flat bottom no defined heel
- Soft toe is ASTM F2892-18 EH rated

STYLE#	10042570
COLOR	Smoky Grey
AVAILABLE	At Once
MSRP	\$124.95
	262503



STYLE#	10042569
COLOR	Blue Waves
AVAILABLE	At Once
MSRP	\$124.95
	262503



WOMEN'S SHIFTRUNNER™

SIZES	B: 5.5-11, 12	UPPER	3"
	C: 6-11	TOE	Round
PLATFORM	ShiftRunner™	SLIP RESISTING	≥0.35



FEATURES

- Eco-friendly, 100% recycled polyester mesh upper, lining and laces
- Fluid and stain repellent finish
- All Day Cushioning insole
- 100% non-metallic
- Cement construction
- Lightweight, shock-absorbing FLX Foam™ midsole
- Slip-resisting Duratread™ sole
- Eco friendly sole and midsole made w/ 5% biodegradable rice husk agricultural by-product
- Flat bottom no defined heel
- Soft toe is ASTM F2892-18 EH rated

STYLE#	10042566
COLOR	Smoky Grey
AVAILABLE	At Once
MSRP	\$124.95
	262503



STYLE#	10042567
COLOR	Blue Waves
AVAILABLE	At Once
MSRP	\$124.95
	262503



STYLE#	10042568
COLOR	Winetasting
AVAILABLE	At Once
MSRP	\$124.95
	262503



Notes (type your notes below)



WESTERN WORK

WESTERN WORK

62 Catalyst™ VX Work
63 Intrepid™
64 OverDrive™
65 WorkHog® XT
71 WorkHog®

77 RigTek™
78 Big Rig
80 Sierra
85 Terrain Work
86 Rebar™ Flex Western

88 Groundbreaker
91 Tracey
92 Anthem Work
94 Fatbaby® Work

CATALYST™ VX WORK

Delivers heavy-duty performance with advanced stability technology



UNPARALLELED FIT AND COMFORT

FEATURES

- Full-length internal shock-absorbing layer combines with midsole for incredible cushioning comfort
- Integrated shank stabilizes the foot, providing superior balance
- Goodyear welt construction for durability
- Oil- and slip-resisting Duratread™ outsole for maximum wear resistance, passes hot contact test at 300°C/572°F
- 90° heel



BEST FOR

Harsh outdoor work environments;
oil and gas exploration

CATALYST™ VX WORK WIDE SQUARE TOE H2O

SIZES	D: 7-12, 13, 14	UPPER	11"
	EE: 8-12, 13, 14	TOE	Wide Square
PLATFORM	Catalyst™ VX Work	SLIP RESISTING	≥0.35



DRYShield™



FEATURES

- DRYShield™ waterproof breathable construction
- Premium full-grain leather
- Mesh lining
- Goodyear welt construction
- Protective shin guard
- Protective ExGuards™ on toe and heel
- Lightweight, shock-absorbing EVA midsole
- Oil- and slip-resisting Duratread™ outsole
- 90° heel
- Safety toe is ASTM F2413-18 M/I/C EH rated

STYLE#	10016253	CT
COLOR	Bruin Brown	
DETAILS	SSW, Full Vamp	
AVAILABLE	At Once	
MSRP	\$324.95	
	2168503	



INTREPID™

Delivers the best rebound, cushioning and all-day support for active outdoor work

FEATURES

- Innovative chassis provides heel rebound, midfoot stability and flexible forefoot protection
- Roomier toe box in unique square toe shape with anatomical fit
- Shock-absorbing midsole for all-day comfort
- Oil- and slip-resisting Duratread™ outsole for maximum wear resistance, passes hot contact test at 300°C/572°F
- 90° heel



ACTIVE SUPPORT AND FLEXIBILITY



BEST FOR

Active, outdoor work across various types of terrain

WESTERN WORK

INTREPID™ VENTTEK™

SIZES	D: 7-12, 13, 14, 15	UPPER	11"
	EE: 7-12, 13, 14, 15	TOE	Square
PLATFORM	Intrepid™	SLIP RESISTING	≥0.35



FEATURES

- Full-grain leather w/ VentTEK™
- Protective ExGuards™ on heel
- Pro Performance insole for cushioning support
- Oil- and slip-resisting Duratread™ outsole
- High tech Dri-Freeze® lining in foot and upper
- 90° heel
- Anatomical last for true fit
- Safety toe is ASTM F2413-18 M/I/C EH rated
- Cement construction

STYLE#	10020072	CT
COLOR	Cocoa Brown/Orange	
DETAILS	SSW, Full Vamp	
AVAILABLE	At Once	
MSRP	\$234.95	
	2120003	



STYLE#	10023042	CT
COLOR	Bruin Brown/Sassy Orange	
DETAILS	SSW, Full Vamp	
AVAILABLE	At Once	
MSRP	\$234.95	
	2120003	



INTREPID™ 8" H2O

SIZES	D: 7-12, 13, 14	UPPER	8"
	EE: 7-12, 13, 14	TOE	Square
PLATFORM	Intrepid™	SLIP RESISTING	≥0.35



FEATURES

- DRYShield™ waterproof breathable construction
- Protective ExGuards™ on heel
- Premium full-grain leather
- Shock-absorbing PU midsole
- Pro Performance insole for cushioning support
- Oil- and slip-resisting Duratread™ outsole
- Mesh lining
- 90° heel
- Lightly padded collar and tongue top
- Safety toe is ASTM F2413-18 M/I/C EH rated
- Anatomical last for true fit

STYLE#	10020079	CT
COLOR	Rye Brown	
DETAILS	SSW	
AVAILABLE	At Once	
MSRP	\$219.95	
	2115003	



OVERDRIVE™

Delivers maximum side-to-side stability with additional wear protection

FEATURES

- Extra wide shank for maximum stability
- Reinforced ExGuards™ reduce wear on toe and heel
- Goodyear welt construction for durability
- Oil- and slip-resisting Duratread™ outsole for maximum wear resistance, passes hot contact test at 300°C/572°F
- 90° heel



MAXIMUM STABILITY AND PERFORMANCE



BEST FOR

Harsh outdoor work environments; oil and gas exploration

OVERDRIVE™ WIDE SQUARE TOE

SIZES	D: 7-12, 13, 14	UPPER	11"
	EE: 8-12, 13, 14	TOE	Wide Square
PLATFORM	OverDrive™	SLIP RESISTING	≥0.35



FEATURES

- Full-grain leather
- Pro Performance insole for cushioning support
- Mesh lining
- Six-row stitch pattern w/ embroidery
- Goodyear welt construction
- Protective ExGuards™ on toe, heel and side
- Lightweight, shock-absorbing EVA midsole
- Oil- and slip-resisting Duratread™ outsole
- 90° heel
- Safety toe is ASTM F2413-18 M/I/C EH rated

STYLE#	10011933	CT
COLOR	Alamo Brown	
DETAILS	SSW, Full Vamp	
AVAILABLE	At Once	
MSRP	\$224.95	
	2114503	



OVERDRIVE™ 8" WIDE SQUARE TOE H2O

SIZES	D: 7-12, 13, 14	UPPER	8"
	EE: 8-12, 13, 14	TOE	Wide Square
PLATFORM	OverDrive™	SLIP RESISTING	≥0.35



FEATURES

- DRYShield™ waterproof breathable construction
- Full-grain leather foot
- Pro Performance insole for cushioning support
- Mesh lining
- Lightly padded collar and tongue top
- Goodyear welt construction
- Protective ExGuards™ on toe, heel and side
- Lightweight, shock-absorbing EVA midsole
- Oil- and slip-resisting Duratread™ outsole
- 90° heel
- Safety toe is ASTM F2413-18 M/I/C EH rated

STYLE#	10012940	CT
COLOR	Chestnut Brown	
DETAILS	SSW	
AVAILABLE	At Once	
MSRP	\$224.95	
	2114503	



WORKHOG® XT

Delivers maximum side-to-side stability, superior cushioning, and shock absorption for extreme comfort

FEATURES

- Shock-absorbing midsole for all day comfort
- Extra wide shank for maximum stability
- Goodyear welt construction for durability
- Oil- and slip-resisting Duratread™ outsole for maximum wear resistance, passes hot contact test at 300°C/572°F
- 90° heel



MAXIMUM STABILITY AND PERFORMANCE



BEST FOR

Harsh outdoor work environments;
oil and gas exploration

WESTERN WORK

WORKHOG® XT BOA®



Dial in a fast, effortless, precision fit with the micro-adjustable BOA® Fit System, designed to provide custom support and performance.

BOA®



Cushioning dual-density EVA midsole provides shock absorption with support

Energy Max™ anti-fatigue insole provides cushioning and rebound for maximum comfort

Carbon safety toe meets ASTM F2413-18 standards for electrical hazard resistant footwear

Oil- and slip-resisting Duratread™ outsole provides maximum wear resistance

Premium full-grain leather

Six-row stitch pattern

Micro-adjustable BOA® Fit System creates a fast, effortless, precision fit around the instep and ankle

DRYshield™ construction available on select styles

Goodyear welt construction for durability

90° heel

WORKHOG® XT WIDE SQUARE TOE BOA®

SIZES	D: 7-12, 13, 14, 15	UPPER	11"
	EE: 7-12, 13, 14, 15	TOE	Wide Square
PLATFORM	WorkHog® XT	SLIP RESISTING	≥0.35



FEATURES

- Premium full-grain leather
- Energy Max™ anti-fatigue insole
- Mesh lining
- Micro-adjustable BOA® Fit System
- Six-row stitch pattern
- Goodyear welt construction
- Lightweight, shock-absorbing dual-density EVA midsole
- Oil- and slip-resisting Duratread™ outsole
- 90° heel
- Safety toe is ASTM F2413-18 M/I/C EH rated

STYLE#	10038923	
COLOR	Dark Earth/Black	
DETAILS	SSW, Full Vamp	
AVAILABLE	At Once	
MSRP	\$279.95	
	2140003	



WORKHOG® XT WIDE SQUARE TOE BOA® H2O

SIZES	D: 7-12, 13, 14, 15	UPPER	11"
	EE: 7-12, 13, 14, 15	TOE	Wide Square
PLATFORM	WorkHog® XT	SLIP RESISTING	≥0.35



FEATURES

- DRYShield™ waterproof breathable construction
- Premium full-grain leather
- Energy Max™ anti-fatigue insole
- Mesh lining
- Micro-adjustable BOA® Fit System
- Six-row stitch pattern
- Goodyear welt construction
- Lightweight, shock-absorbing dual-density EVA midsole
- Oil- and slip-resisting Duratread™ outsole
- 90° heel
- Safety toe is ASTM F2413-18 M/I/C EH rated
- Soft toe is ASTM F2892-18 EH rated

STYLE#	10038921
COLOR	Aged Bark/Brown
DETAILS	SSW, Full Vamp
AVAILABLE	At Once
MSRP	\$284.95
	2143003



WORKHOG® XT WIDE SQUARE TOE BOA® H2O (cont.)

STYLE#	10038924	
COLOR	Bruin Brown/Dark Forest	
DETAILS	SSW, Full Vamp	
AVAILABLE	At Once	
MSRP	\$294.95	
	2148003	



WORKHOG® XT 8" BOA® H2O

SIZES	D: 7-12, 13, 14, 15	UPPER	8"
	EE: 7-12, 13, 14, 15	TOE	Wide Square
PLATFORM	WorkHog® XT	SLIP RESISTING	≥0.35



FEATURES

- DRYShield™ waterproof breathable construction
- Premium full-grain leather
- Energy Max™ anti-fatigue insole
- Mesh lining
- Micro-adjustable BOA® Fit System
- Goodyear welt construction
- Protective ExGuards™ on toe and heel
- Lightweight, shock-absorbing EVA midsole
- Oil- and slip-resisting Duratread™ outsole
- 90° heel
- Safety toe is ASTM F2413-18 M/I/C EH rated

STYLE#	10038922	
COLOR	Chocolate Brown	
DETAILS	SSW	
AVAILABLE	At Once	
MSRP	\$274.95	
	2138003	



WORKHOG® XT VENTTEK™ BOLD H2O

SIZES	D: 7-12, 13, 14, 15	UPPER	11"
	EE: 7-12, 13, 14, 15	TOE	Wide Square
PLATFORM	WorkHog® XT	SLIP RESISTING	≥0.35



DRYShield™



VENTTEK™

FEATURES

- DRYShield™ waterproof breathable construction
- Full-grain leather w/ VentTEK™ mesh panels
- Energy Max™ anti-fatigue insole
- Cooling waterproof lining in foot
- Goodyear welt construction
- Protective ExGuards™ on toe and heel
- Lightweight, shock-absorbing dual-density EVA midsole
- Oil- and slip-resisting Duratread™ outsole
- 90° heel
- Safety toe is ASTM F2413-18 M/I/C EH rated

STYLE#	10035881	
COLOR	Iron Coffee/Acid	
DETAILS	SSW, Full Vamp	
AVAILABLE	At Once	
MSRP	\$259.95	
	2134003	



WORKHOG® XT INCOGNITO

SIZES	D: 7-12, 13, 14, 15	UPPER	11"
	EE: 7-12, 13, 14, 15	TOE	Wide Square
PLATFORM	WorkHog® XT	SLIP RESISTING	≥0.35



FEATURES

- Full grain leather foot w/ striking graphic upper print
- Energy Max™ anti-fatigue insole
- Mesh lining
- Goodyear welt construction
- Lightweight, shock-absorbing dual-density EVA midsole
- Oil- and slip-resisting Duratread™ outsole
- 90° heel
- Safety toe is ASTM F2413-18 M/I/C EH rated

STYLE#	10038223		RELAUNCH
COLOR	Iron Coffee		
DETAILS	SSW, Full Vamp		
AVAILABLE	Aug/Sep 2023		
MSRP	\$229.95		
	2118003		



WORKHOG® XT VENTTEK™ H2O

SIZES	D: 7-12, 13, 14, 15, 16	UPPER	11"
	EE: 7-12, 13, 14, 15, 16	TOE	Wide Square
PLATFORM	WorkHog® XT	SLIP RESISTING	≥0.35



DRYShield™



VENTTEK™

FEATURES

- DRYShield™ waterproof breathable construction
- Full-grain leather w/ VentTEK™ mesh panels
- Energy Max™ anti-fatigue insole
- Cooling waterproof lining in foot
- Goodyear welt construction
- Lightweight, shock-absorbing dual-density EVA midsole
- Oil- and slip-resisting Duratread™ outsole
- 90° heel
- Safety toe is ASTM F2413-18 M/I/C EH rated
- Soft toe is ASTM F2892-18 EH rated

STYLE#	10035984	
COLOR	Rye Brown/Storm	
DETAILS	SSW, Full Vamp	
AVAILABLE	At Once	
MSRP	\$239.95	
	2123003	



STYLE#	10036005	
MSRP	\$249.95	
	2129003	

WESTERN WORK

WORKHOG® XT COTTONWOOD

SIZES	D: 7-12, 13, 14, 15	UPPER	11"
	EE: 7-12, 13, 14, 15	TOE	Wide Square
PLATFORM	WorkHog® XT	SLIP RESISTING	≥0.35



FEATURES

- Premium full-grain leather
- Energy Max™ anti-fatigue insole
- Mesh lining
- Five-row stitch pattern w/ embroidery
- Goodyear welt construction
- Lightweight, shock-absorbing dual-density EVA midsole
- Oil- and slip-resisting Duratread™ outsole
- 90° heel
- Safety toe is ASTM F2413-18 M/I/C EH rated
- Soft toe is ASTM F2892-18 EH rated

STYLE#	10038323
COLOR	Dark Earth/Brick
DETAILS	SSW, Full Vamp
AVAILABLE	At Once
MSRP	\$209.95
	2110003
EXTRA SIZES	B: 10-12, 13



RELAUNCH

STYLE#	10038316
AVAILABLE	Jun/Jul 2023
MSRP	\$219.95
	2115003
EXTRA SIZES	B: 10-12, 13

STYLE#	10038320
COLOR	Brown Oiled Rowdy/ Midnight Blue
DETAILS	SSW, Full Vamp
AVAILABLE	At Once
MSRP	\$209.95
	2110003



STYLE#	10038317
MSRP	\$219.95
	2115003

STYLE#	10038321
COLOR	Distressed Brown
DETAILS	SSW, Full Vamp
AVAILABLE	At Once
MSRP	\$209.95
	2110003
EXTRA SIZES	B: 10-12, 13



STYLE#	10038318
MSRP	\$219.95
	2115003
EXTRA SIZES	B: 10-12, 13

WORKHOG® XT COIL WIDE SQUARE TOE

SIZES	D: 7-12, 13, 14, 15	UPPER	12"
	EE: 7-12, 13, 14, 15	TOE	Wide Square
PLATFORM	WorkHog® XT	SLIP RESISTING	≥0.35



FEATURES

- Premium full-grain leather
- Energy Max™ anti-fatigue insole
- Mesh lining
- Three-row stitch pattern w/ embroidery
- Goodyear welt construction
- Lightweight, shock-absorbing dual-density EVA midsole
- Oil- and slip-resisting Duratread™ outsole
- 90° heel
- Safety toe is ASTM F2413-18 M/I/C EH rated
- Soft toe is ASTM F2892-18 EH rated

STYLE#	10029515
COLOR	Earth/Twilight
DETAILS	SSW, Full Vamp
AVAILABLE	Sep/Oct 2023
MSRP	\$229.95
	2120003

RELAUNCH



STYLE#	10029514
MSRP	\$239.95
	2126003

WORKHOG® XT PHOENIX

NEW STYLE

SIZES	D: 7-12, 13, 14, 15	UPPER	11"
	EE: 7-12, 13, 14, 15	TOE	Wide Square
PLATFORM	WorkHog® XT	SLIP RESISTING	≥0.35



FEATURES

- Premium full-grain leather
- Energy Max™ anti-fatigue insole
- 50% recycled polyester lining
- Heavy embroidery firebird design
- Goodyear welt construction
- Lightweight, shock-absorbing dual-density EVA midsole
- Oil- and slip-resisting Duratread™ outsole
- 90° heel
- Safety toe is ASTM F2413-18 M/I/C EH rated

STYLE#	10046931
COLOR	Distressed Brown
DETAILS	SSW, Full Vamp
AVAILABLE	Aug/Sep 2023
MSRP	\$234.95
	2118003



WORKHOG® XT DARE


SIZES **D: 7-12, 13, 14, 15**
EE: 7-12, 13, 14, 15
 PLATFORM **WorkHog® XT**

UPPER **11"**
 TOE **Wide Square**
 SLIP RESISTING **≥0.35**



FEATURES

- Premium full-grain leather
- Energy Max™ anti-fatigue insole
- Mesh lining
- Six-row stitch pattern
- Goodyear welt construction
- Lightweight, shock-absorbing dual-density EVA midsole
- Oil- and slip-resisting Duratread™ outsole
- 90° heel
- Safety toe is ASTM F2413-18 M/I/C EH rated

STYLE# **10024952** 
 COLOR **Bruin Brown/Crazy Black**
 DETAILS **SSW, Full Vamp**
 AVAILABLE **At Once**
 MSRP **\$229.95**
2120003



WORKHOG® XT PATRIOT H2O


SIZES **D: 7-12, 13, 14, 15**
EE: 7-12, 13, 14, 15
 PLATFORM **WorkHog® XT**

UPPER **11"**
 TOE **Wide Square**
 SLIP RESISTING **≥0.35**



FEATURES

- DRYShield™ waterproof breathable construction
- Premium full-grain leather
- Energy Max™ anti-fatigue insole
- Mesh lining
- Patriotic stitch pattern
- Goodyear welt construction
- Lightweight, shock-absorbing dual-density EVA midsole
- Oil- and slip-resisting Duratread™ outsole
- 90° heel
- Safety toe is ASTM F2413-18 M/I/C EH rated

STYLE# **10036002** 
 COLOR **Distressed Brown**
 DETAILS **SSW, Full Vamp**
 AVAILABLE **At Once**
 MSRP **\$239.95**
2123003



WORKHOG® XT WIDE SQUARE TOE H2O

SIZES **D: 7-12, 13, 14, 15**
EE: 7-12, 13, 14, 15
 PLATFORM **WorkHog® XT**

UPPER **11"**
 TOE **Wide Square**
 SLIP RESISTING **≥0.35**




FEATURES

- DRYShield™ waterproof breathable construction
- Premium full-grain leather
- Energy Max™ anti-fatigue insole
- Mesh lining
- Six-row stitch pattern w/ embroidery
- Goodyear welt construction
- Lightweight, shock-absorbing dual-density EVA midsole
- Oil- and slip-resisting Duratread™ outsole
- 90° heel
- Safety toe is ASTM F2413-18 M/I/C EH rated
- Soft toe is ASTM F2892-18 EH rated


STYLE# **10031474**
 COLOR **Distressed Brown/Bravo Brown**
 DETAILS **SSW, Full Vamp**
 AVAILABLE **At Once**
 MSRP **\$229.95**
2120003




STYLE# **10031483** 
 MSRP **\$239.95**
2126003

STYLE# **10024971**
 COLOR **Tumbled Bark/Dark Forest**
 DETAILS **SSW, Full Vamp**
 AVAILABLE **At Once**
 MSRP **\$229.95**
2120003



STYLE# **10024966** 
 MSRP **\$239.95**
2126003



STYLE# **10024968** 
 COLOR **Oily Distressed Brown/Black**
 DETAILS **SSW, Full Vamp**
 AVAILABLE **At Once**
 MSRP **\$239.95**
2126003

WORKHOG® XT PULL-ON

NEW STYLE

SIZES **D: 7-12, 13, 14, 15**
EE: 7-12, 13, 14, 15
 PLATFORM **WorkHog® XT**


UPPER **11"**
 TOE **Roper**
 SLIP RESISTING **≥0.35**



FEATURES

- Premium full-grain leather
- Energy Max™ anti-fatigue insole
- 50% recycled polyester lining
- Five-row stitch pattern w/ embroidery
- Goodyear welt construction
- Lightweight, shock-absorbing dual-density EVA midsole
- Oil- and slip-resisting Duratread™ outsole
- 90° heel
- Safety toe is ASTM F2413-18 M/I/C EH rated
- Soft toe is ASTM F2892-18 EH rated

STYLE# **10045438**
 COLOR **Distressed Brown**
 DETAILS **SSW, Full Vamp**
 AVAILABLE **Aug/Sep 2023**
 MSRP **\$219.95**
2110003

STYLE# **10045437** 
 MSRP **\$229.95**
2115003



WORKHOG® XT PULL-ON H2O

NEW STYLE

SIZES **D: 7-12, 13, 14, 15**
EE: 7-12, 13, 14, 15
 PLATFORM **WorkHog® XT**


UPPER **11"**
 TOE **Roper**
 SLIP RESISTING **≥0.35**



FEATURES

- DRYShield™ waterproof breathable construction
- Premium full-grain leather
- Energy Max™ anti-fatigue insole
- 50% recycled polyester lining
- Five-row stitch pattern w/ embroidery
- Goodyear welt construction
- Lightweight, shock-absorbing dual-density EVA midsole
- Oil- and slip-resisting Duratread™ outsole
- 90° heel
- Safety toe is ASTM F2413-18 M/I/C EH rated
- Soft toe is ASTM F2892-18 EH rated

STYLE# **10045436**
 COLOR **Distressed Brown/Bravo Brown**
 DETAILS **SSW, Full Vamp**
 AVAILABLE **Aug/Sep 2023**
 MSRP **\$229.95**
2115003

STYLE# **10045435** 
 MSRP **\$239.95**
2120003



WORKHOG®

Delivers maximum side-to-side stability with lightweight cushioning for all-around comfort and reduced foot fatigue

FEATURES

- Extra wide shank for maximum stability
- Goodyear welt construction for durability
- Cushioning EVA midsole for all-day comfort
- Oil- and slip-resisting Duratread® outsole for maximum wear resistance, passes hot contact test at 300°C/572°F
- 90° heel



MAXIMUM STABILITY AND PERFORMANCE



BEST FOR

Harsh outdoor work environments; oil and gas exploration

WESTERN WORK

WORKHOG® WIDE SQUARE TOE H2O 400G CSA® NEW STYLE

SIZES	D: 7-12, 13, 14	UPPER	11"
	EE: 7-12, 13, 14	TOE	Wide Square
PLATFORM	WorkHog®	SLIP RESISTING	≥0.35



FEATURES

- DRYShield™ waterproof breathable construction
- 400g Thinsulate™ Insulation
- Premium full-grain leather
- Pro Performance insole for cushioning support
- Puncture resistant, metal-free SWEN-FLEX® insole board
- 50% recycled polyester lining
- Four-row stitch pattern w/ embroidery
- Goodyear welt construction
- Lightweight, shock-absorbing EVA midsole
- Oil- and slip-resisting Duratread™ outsole
- 90° heel
- Safety toe is ASTM F2413-18 M/I/C EH rated
- ASTM F2413-18 PR rated for puncture resistant protection
- Certified to CSA® Standard Z195-14 with Grade 1 toe protection, protective sole protection and electric shock resistance (ESR) protection

STYLE#	10042552	CT
COLOR	Bruin Brown/Army Green	
DETAILS	SSW, Full Vamp	
AVAILABLE	Sep/Oct 2023	
MSRP	\$254.95	
	2136003	



WORKHOG® WIDE SQUARE TOE CSA®

SIZES	D: 7-12, 13, 14	UPPER	11"
	EE: 7-12, 13, 14	TOE	Wide Square
PLATFORM	WorkHog®	SLIP RESISTING	≥0.35



FEATURES

- Premium full-grain leather
- Pro Performance insole for cushioning support
- Puncture resistant, metal-free SWEN-FLEX® insole board
- Mesh lining
- Six-row stitch pattern
- Goodyear welt construction
- Lightweight, shock-absorbing EVA midsole
- Oil- and slip-resisting Duratread™ outsole
- 90° heel
- Safety toe is ASTM F2413-18 M/I/C EH rated
- ASTM F2413-18 PR rated for puncture resistant protection
- Certified to CSA® Standard Z195-14 with Grade 1 toe protection, protective sole protection and electric shock resistance (ESR) protection

STYLE#	10017170	CT
COLOR	Dark Earth/Brick	
DETAILS	SSW, Full Vamp	
AVAILABLE	At Once	
MSRP	\$224.95	
	2120003	



WORKHOG® WIDE SQUARE TOE H2O CSA®

SIZES	D: 7-12, 13, 14	UPPER	11"
	EE: 7-12, 13, 14	TOE	Wide Square
PLATFORM	WorkHog®	SLIP RESISTING	≥0.35



FEATURES

- DRYShield™ waterproof breathable construction
- Premium full-grain leather
- Pro Performance insole for cushioning support
- Puncture resistant, metal-free SWEN-FLEX® insole board
- Mesh lining
- Six-row stitch pattern
- Goodyear welt construction
- Lightweight, shock-absorbing EVA midsole
- Oil- and slip-resisting Duratread™ outsole
- 90° heel
- Safety toe is ASTM F2413-18 M/I/C EH rated
- ASTM F2413-18 PR rated for puncture resistant protection
- Certified to CSA® Standard Z195-14 with Grade 1 toe protection, protective sole protection and electric shock resistance (ESR) protection

STYLE#	10017175	CT
COLOR	Dark Copper	
DETAILS	SSW, Full Vamp	
AVAILABLE	At Once	
MSRP	\$249.95	
	2131003	



WORKHOG® WIDE SQUARE TOE MET GUARD H2O

SIZES	D: 7-12, 13, 14	UPPER	11"
	EE: 8-12, 13, 14	TOE	Wide Square
PLATFORM	WorkHog®	SLIP RESISTING	≥0.35



FEATURES

- DRYShield™ waterproof breathable construction
- Premium full-grain leather
- Pro Performance insole for cushioning support
- XRD® Internal Metatarsal Guard
- Mesh lining
- Four-row stitch pattern
- Goodyear welt construction
- Lightweight, shock-absorbing EVA midsole
- Oil- and slip-resisting Duratread™ outsole
- 90° heel
- Safety toe is ASTM F2413-18 M/I/C EH rated
- ASTM F2413-18 Mt rated for metatarsal protection

STYLE#	10016265	CT
COLOR	Bruin Brown/Crazy Black	
DETAILS	SSW, Full Vamp	
AVAILABLE	At Once	
MSRP	\$269.95	
	2141003	



WORKHOG® WIDE SQUARE TOE MET GUARD CSA®

SIZES	D: 7-12, 13, 14	UPPER	11"
	EE: 7-12, 13, 14	TOE	Wide Square
PLATFORM	WorkHog®	SLIP RESISTING	≥0.35



FEATURES

- Premium full-grain leather
- Pro Performance insole for cushioning support
- XRD® Internal Metatarsal Guard
- Puncture resistant, metal-free SWEN-FLEX® insole board
- Mesh lining
- Four-row stitch pattern
- Goodyear welt construction
- Lightweight, shock-absorbing EVA midsole
- Oil- and slip-resisting Duratread™ outsole
- 90° heel
- Safety toe is ASTM F2413-18 M/I/C EH rated
- Certified to CSA® Standard Z195-14 with Grade 1 toe protection, protective sole protection and electric shock resistance (ESR) protection
- ASTM F2413-18 Mt rated for metatarsal protection
- ASTM F2413-18 PR rated for puncture resistant protection

STYLE#	10017174	CT
COLOR	Ridge Brown/Moss Green	
DETAILS	SSW, Full Vamp	
AVAILABLE	At Once	
MSRP	\$259.95	
	2136003	



WORKHOG® WIDE SQUARE TOE H2O 400G

SIZES	D: 7-12, 13, 14	UPPER	11"
	EE: 7-12, 13, 14	TOE	Wide Square
PLATFORM	WorkHog®	SLIP RESISTING	≥0.35



FEATURES

- DRYShield™ waterproof breathable construction
- 400g Thinsulate™ Insulation
- Premium full-grain leather
- Pro Performance insole for cushioning support
- Mesh lining
- Seven-row stitch pattern
- Goodyear welt construction
- Lightweight, shock-absorbing EVA midsole
- Oil- and slip-resisting Duratread™ outsole
- 90° heel
- Safety toe is ASTM F2413-18 M/I/C EH rated

STYLE#	10018555	CT
COLOR	Rye Brown/Coffee	
DETAILS	SSW, Full Vamp	
AVAILABLE	At Once	
MSRP	\$244.95	
	2131003	



WORKHOG® MESTENO H20


SIZES **D: 7-12, 13, 14**
EE: 8-12, 13
 PLATFORM **WorkHog®**

UPPER **11"**
 TOE **Wide Square**
 SLIP RESISTING **≥0.35**



FEATURES

- DRYShield™ waterproof breathable construction
- Premium full-grain leather
- Pro Performance insole for cushioning support
- Mesh lining
- Four-row stitch pattern w/ embroidery
- Goodyear welt construction
- Lightweight, shock-absorbing EVA midsole
- Oil- and slip-resisting Duratread™ outsole
- 90° heel
- Safety toe is ASTM F2413-18 M/I/C EH rated

STYLE# **10015400** 
 COLOR **Rust/Moss Green**
 DETAILS **SSW, Full Vamp**
 AVAILABLE **At Once**
 MSRP **\$244.95**
2128503



WORKHOG® PATRIOT

SIZES **D: 7-12, 13, 14**
EE: 7-12, 13, 14
 PLATFORM **WorkHog®**

UPPER **11"**
 TOE **Wide Square**
 SLIP RESISTING **≥0.35**




FEATURES

- Full-grain leather foot
- Camo printed textile shaft w/ flag patch
- Pro Performance insole for cushioning support
- Mesh lining
- Goodyear welt construction
- Lightweight, shock-absorbing EVA midsole
- Oil- and slip-resisting Duratread™ outsole
- 90° heel
- Safety toe is ASTM F2413-18 M/I/C EH rated
- Soft toe is ASTM F2892-18 EH rated

STYLE# **10023100**
 COLOR **Earth/Sand Camo Print**
 DETAILS **SSW, Full Vamp**
 AVAILABLE **At Once**
 MSRP **\$209.95**
2110503



STYLE# **10022968** 
 MSRP **\$219.95**
2115503

WORKHOG® WIDE SQUARE TOE VENTTEK™

SIZES **D: 7-12, 13, 14**
EE: 7-12, 13, 14
 PLATFORM **WorkHog®**

UPPER **11"**
 TOE **Wide Square**
 SLIP RESISTING **≥0.35**




FEATURES

- Full-grain leather w/ VentTEK™ mesh panels
- Pro Performance insole for cushioning support
- High tech Dri-Freeze® lining in foot and upper
- Goodyear welt construction
- Lightweight, shock-absorbing EVA midsole
- Oil- and slip-resisting Duratread™ outsole
- 90° heel
- Safety toe is ASTM F2413-18 M/I/C EH rated
- Soft toe is ASTM F2892-18 EH rated

STYLE# **10020083**
 COLOR **Bruin Brown/Grass Green**
 DETAILS **SSW, Full Vamp**
 AVAILABLE **At Once**
 MSRP **\$214.95**
2110503



STYLE# **10020084** 
 MSRP **\$229.95**
2118003

WESTERN WORK

WORKHOG® WIDE SQUARE TOE

SIZES **D: 7-12, 13, 14, 15**
EE: 7-12, 13, 14

PLATFORM **WorkHog®**

UPPER **11"**
 TOE **Wide Square**
 SLIP RESISTING **≥0.35**



FEATURES

- Premium full-grain leather
- Pro Performance insole for cushioning support
- Mesh lining
- Six-row stitch pattern
- Goodyear welt construction
- Lightweight, shock-absorbing EVA midsole
- Oil- and slip-resisting Duratread™ outsole
- 90° heel
- Safety toe is ASTM F2413-18 M/I/C EH rated
- Soft toe is ASTM F2892-18 EH rated

STYLE# **10031672**
 COLOR **Rye Brown/Cream**
 DETAILS **SSW, Full Vamp**
 AVAILABLE **At Once**
 MSRP **\$204.95**
2110003
EXTRA SIZES **B: 10-12, 13**



STYLE# **10005888**
 COLOR **Dark Earth/Brick**
 DETAILS **SSW, Full Vamp**
 AVAILABLE **At Once**
 MSRP **\$204.95**
2110003
EXTRA SIZES **B: 10-12, 13**
D: 6, 6.5
EE: 6, 6.5, 15



STYLE# **10006961** **ST**
 MSRP **\$214.95**
2115003
EXTRA SIZES **B: 10-12, 13**
D: 6, 6.5
EE: 6, 6.5, 15



WORKHOG® WIDE SQUARE TOE H2O

SIZES **D: 7-12, 13, 14**
EE: 8-12, 13

PLATFORM **WorkHog®**

UPPER **11"**
 TOE **Wide Square**
 SLIP RESISTING **≥0.35**



FEATURES

- DRYShield™ waterproof breathable construction
- Premium full-grain leather
- Pro Performance insole for cushioning support
- Mesh lining
- Six-row stitch pattern w/ embroidery
- Goodyear welt construction
- Lightweight, shock-absorbing EVA midsole
- Oil- and slip-resisting Duratread™ outsole
- 90° heel
- Safety toe is ASTM F2413-18 M/I/C EH rated
- Soft toe is ASTM F2892-18 EH rated

STYLE# **10017436**
 COLOR **Bruin Brown/Coffee**
 DETAILS **SSW, Full Vamp**
 AVAILABLE **At Once**
 MSRP **\$214.95**
2115003
EXTRA SIZES **B: 10-12, 13**
EE: 7, 7.5, 14



STYLE# **10017420** **CT**
 MSRP **\$224.95**
2120003
EXTRA SIZES **B: 10-12, 13**
EE: 7, 7.5, 14



STYLE# **10010133** **ST**
 COLOR **Aged Bark/Black**
 DETAILS **SSW, Full Vamp**
 AVAILABLE **At Once**
 MSRP **\$219.95**
2120003



WORKHOG® WELLINGTON H2O


SIZES **D: 7-12, 13, 14**
EE: 7-12, 13, 14
 PLATFORM **WorkHog®**

UPPER **11"**
 TOE **Wide Square**
 SLIP RESISTING **≥0.35**



FEATURES

- DRYShield™ waterproof breathable construction
- Premium full-grain leather
- Pro Performance insole for cushioning support
- Mesh lining
- Three-row stitch pattern
- Goodyear welt construction
- Lightweight, shock-absorbing EVA midsole
- Oil- and slip-resisting Duratread™ outsole
- 90° heel
- Safety toe is ASTM F2413-18 M/I/C EH rated

STYLE# **1002092** 
 COLOR **Oily Distressed Brown**
 DETAILS **SSW, Full Vamp**
 AVAILABLE **At Once**
 MSRP **\$224.95**
2120003



WORKHOG® 8" H2O

SIZES **D: 7-12, 13, 14**
EE: 7-12, 13
 PLATFORM **WorkHog®**

UPPER **8"**
 TOE **Roper**
 SLIP RESISTING **≥0.35**




FEATURES

- DRYShield™ waterproof breathable construction
- Premium full-grain leather
- Pro Performance insole for cushioning support
- Mesh lining
- Removable kiltie
- Goodyear welt construction
- Lightweight, shock-absorbing EVA midsole
- Oil- and slip-resisting Duratread™ outsole
- 90° heel
- Safety toe is ASTM F2413-18 M/I/C EH rated
- Soft toe is ASTM F2892-18 EH rated

STYLE# **10011939**
 COLOR **Oily Distressed Brown**
 DETAILS **SSW**
 AVAILABLE **At Once**
 MSRP **\$214.95**
2115003



STYLE# **10011943** 
 MSRP **\$224.95**
2120003

WORKHOG® 8"

SIZES **D: 7-12, 13, 14**
EE: 7-12, 13
 PLATFORM **WorkHog®**

UPPER **8"**
 TOE **Roper**
 SLIP RESISTING **≥0.35**



FEATURES

- Premium full-grain leather
- Pro Performance insole for cushioning support
- Mesh lining
- Removable kiltie
- Goodyear welt construction
- Lightweight, shock-absorbing EVA midsole
- Oil- and slip-resisting Duratread™ outsole
- 90° heel
- Soft toe is ASTM F2892-18 EH rated

STYLE# **10016266**
 COLOR **Aged Bark**
 DETAILS **SSW**
 AVAILABLE **At Once**
 MSRP **\$194.95**
2105003



WESTERN WORK

WORKHOG® PULL-ON

SIZES	D: 7-12, 13, 14	UPPER	10"
	EE: 7-12, 13	TOE	Roper
PLATFORM	WorkHog®	SLIP RESISTING	≥0.35



FEATURES

- Premium full-grain leather
- Pro Performance insole for cushioning support
- Mesh lining
- Six-row stitch pattern
- Goodyear welt construction
- Lightweight, shock-absorbing EVA midsole
- Oil- and slip-resisting Duratread™ outsole
- 90° heel
- Safety toe is ASTM F2413-18 M/I/C EH rated
- Soft toe is ASTM F2892-18 EH rated

STYLE#	10001187
COLOR	Dark Copper
DETAILS	SSW, Saddle Vamp
AVAILABLE	At Once
MSRP	\$194.95
	2105003



STYLE#	10001188
COLOR	Aged Bark/Army Green
DETAILS	SSW, Saddle Vamp
AVAILABLE	At Once
MSRP	\$194.95
	2105003

EXTRA SIZES	B: 10-12, 13
	D: 15
	EE: 14



STYLE#	10001191	ⓈCT
MSRP	\$214.95	
	2115003	

EXTRA SIZES	B: 10-12, 13
	D: 15
	EE: 14

WORKHOG® PULL-ON H2O

SIZES	D: 7-12, 13, 14	UPPER	10"
	EE: 7-12, 13, 14	TOE	Roper
PLATFORM	WorkHog®	SLIP RESISTING	≥0.35



FEATURES

- DRYShield™ waterproof breathable construction
- Premium full-grain leather
- Pro Performance insole for cushioning support
- Mesh lining
- Six-row stitch pattern
- Goodyear welt construction
- Lightweight, shock-absorbing EVA midsole
- Oil- and slip-resisting Duratread™ outsole
- 90° heel
- Safety toe is ASTM F2413-18 M/I/C EH rated
- Soft toe is ASTM F2892-18 EH rated

STYLE#	10008633
COLOR	Aged Bark/Army Green
DETAILS	SSW, Saddle Vamp
AVAILABLE	At Once
MSRP	\$214.95
	2115003

EXTRA SIZES	B: 10-12, 13
--------------------	--------------



STYLE#	10008635	ⓈCT
MSRP	\$224.95	
	2120003	

EXTRA SIZES	B: 10-12, 13
--------------------	--------------

STYLE#	10001198
COLOR	Oily Distressed Brown
DETAILS	SSW, Full Vamp
AVAILABLE	At Once
MSRP	\$214.95
	2115003



STYLE#	10001200	ⓈCT
MSRP	\$224.95	
	2120003	

RIGTEK™

Delivers durable traction with long-lasting cushioning and rebound

AS ADVANCED STABILITY AND PERFORMANCE

FEATURES

- Lightweight composite forked shank for stability
- Goodyear injection construction for durability
- Durable sole with lug tread designed for traction on metal surfaces
- Oil- and slip-resisting PU outsole, passes hot contact test at 150°C/302°F
- 90° heel



BEST FOR

Oil field or industrial environments with chemicals

WESTERN WORK

RIGTEK™ 8" WIDE SQUARE TOE

SIZES **D: 7-12, 13, 14**
EE: 7-12, 13, 14
 PLATFORM **RigTEK™**

UPPER **8"**
 TOE **Wide Square**
 SLIP RESISTING **≥0.35**



FEATURES

- Full-grain leather and 1,200 denier nylon
- Pro Performance insole for cushioning support
- Mesh lining
- Lightly padded collar and tongue top
- Goodyear welt construction
- Oil- and slip-resisting, direct attach PU outsole for durability
- 90° heel
- Safety toe is ASTM F2413-18 M/I/C EH rated

STYLE# **10012927** 
 COLOR **Oiled Brown**
 DETAILS **SSW**
 AVAILABLE **At Once**
 MSRP **\$184.95**
296003



RIGTEK™ WIDE SQUARE TOE H2O

SIZES **D: 7-12, 13, 14**
EE: 7-12, 13, 14
 PLATFORM **RigTEK™**


UPPER **11"**
 TOE **Wide Square**
 SLIP RESISTING **≥0.35**



DRYShield™

FEATURES

- DRYShield™ waterproof breathable construction
- Full-grain leather
- Pro Performance insole for cushioning support
- Mesh lining
- Five-row stitch pattern
- Goodyear welt construction
- Oil- and slip-resisting, direct attach PU outsole for durability
- 90° heel
- Safety toe is ASTM F2413-18 M/I/C EH rated

STYLE# **10034156** 
 COLOR **Distressed Brown/ Coffee**
 DETAILS **SSW, Full Vamp**
 AVAILABLE **At Once**
 MSRP **\$204.95**
2106003



STYLE# **10012932** 
 COLOR **Oiled Brown/Black**
 DETAILS **SSW, Saddle Vamp**
 AVAILABLE **At Once**
 MSRP **\$204.95**
2106003



BIG RIG

Delivers an all-around bigger build with durable support and roomier fit

AS ADVANCED STABILITY AND PERFORMANCE

FEATURES

- Built roomier all-around to accommodate higher insteps and wider feet and calves
- Dual-density FLX Foam™ midsole for lightweight cushion and rebound with protection
- Lightweight, composite forked shank for stability
- Goodyear welt construction for durability
- Oil- and slip-resisting Duratread™ outsole for maximum wear resistance, passes hot contact test at 300°C/572°
- 90° heel



BEST FOR

Harsh outdoor work environments or oil and gas exploration

BIG RIG

Bigger is better with the Big Rig. Extended sizes, widths and wider shaft entry to accommodate wider calves, it is built to fit all customers. It's designed to tackle harsh outdoor work environment or oil and gas exploration.

Wider shaft entry with deep scalloped opening to accommodate higher insteps and wider calves

Dual-density FLX Foam™ midsole delivers lightweight, long-lasting shock absorption with protection

Composite safety toe is lighter weight than traditional safety toes

Oil- and slip-resisting Duratread™ outsole for maximum wear resistance and durability

Lightweight composite forked shank for enhanced stability protection

90° heel

Premium full-grain leathers

Revolutionary patented Ariat U-Turn® Entry System

Energy Max™ rebound foam insole for superior comfort

“Flared” outsole design w/ debris-release tread provides an extra stable base



BIG RIG

SIZES EE: 6-12, 13, 14, 15, 16, 17, 18
 EEEE: 8-12, 13, 14, 15, 16
 PLATFORM Big Rig
 UPPER 11"
 TOE Wide Square
 SLIP RESISTING ≥ 0.35




FEATURES

- Premium full-grain leather
- Energy Max™ anti-fatigue insole
- Mesh lining
- Wider shaft entry
- Four-row stitch pattern
- Goodyear welt construction
- Lightweight, shock-absorbing FLX Foam™ midsole
- Oil- and slip-resisting Duratread™ outsole
- Flared outsole design w/ debris-release tread provides an extra stable base
- 90° heel
- Safety toe is ASTM F2413-18 M/I/C EH rated
- Soft toe is ASTM F2892-18 EH rated

STYLE# **10033963**
 COLOR Rye Brown/Wicker
 DETAILS SSW, Full Vamp
 AVAILABLE At Once
 MSRP \$204.95
 2103003



STYLE# **10033966** 
 COLOR Iron Coffee/Slate
 DETAILS SSW, Full Vamp
 AVAILABLE At Once
 MSRP \$214.95
 2108003



BIG RIG H2O

SIZES EE: 6-12, 13, 14, 15, 16, 17, 18
 EEEE: 8-12, 13, 14, 15, 16
 PLATFORM Big Rig
 UPPER 11"
 TOE Wide Square
 SLIP RESISTING ≥ 0.35




FEATURES

- DRYShield™ waterproof breathable construction
- Premium full-grain leather
- Energy Max™ anti-fatigue insole
- Mesh lining
- Wider shaft entry
- Four-row stitch pattern
- Goodyear welt construction
- Lightweight, shock-absorbing FLX Foam™ midsole
- Oil- and slip-resisting Duratread™ outsole
- Flared outsole design w/ debris-release tread provides an extra stable base
- 90° heel
- Safety toe is ASTM F2413-18 M/I/C EH rated
- Soft toe is ASTM F2892-18 EH rated

STYLE# **10033991**
 COLOR Dark Brown/
 Distressed Brown
 DETAILS SSW, Full Vamp
 AVAILABLE At Once
 MSRP \$219.95
 2110003



STYLE# **10033993** 
 MSRP \$229.95
 2115003

WESTERN WORK

SIERRA

Delivers extreme durability and high heat resistance

FEATURES

- Maximum heat and abrasion resistance for long wear
- Goodyear welt construction for durability
- Lightweight composite forked shank for stability
- Oil-, heat- and slip-resisting Duratread™ outsole, passes hot contact test at 400°C/752°F
- 90° heel



ADVANCED STABILITY AND PERFORMANCE



SIERRA SHOCK SHIELD®
(SELECT STYLES)

BEST FOR

Harsh outdoor work and high heat environments

SIERRA SHOCK SHIELD®

Our Sierra platform delivers extreme durability and high heat resistance with advanced stability and cushioning. It's the ideal platform for harsh outdoor jobs, high heat environments or intense construction work.



Full grain leather foot and upper

Traditional four-row stitch pattern

Tempered steel safety toe on some styles

High heat-resistant outsole

Resoleable, Goodyear welt construction

90° heel

Durable, oil- and slip-resistant Duratread™ outsole

SIERRA SHOCK SHIELD® WIDE SQUARE TOE H20

SIZES	D: 7-12, 13, 14, 15	UPPER	10"
	EE: 7-12, 13, 14, 15	TOE	Wide Square
PLATFORM	Sierra	SLIP RESISTING	≥0.35



FEATURES

- DRYShield™ waterproof breathable construction
- Premium full-grain leather
- Energy Max™ anti-fatigue insole
- 50% recycled polyester lining
- Four-row stitch pattern w/ embroidery
- Goodyear welt construction
- Oil- and slip-resisting Duratread™ outsole
- High heat-resistant outsole
- 90° heel
- Safety toe is ASTM F2413-18 M/I/C EH rated
- Soft toe is ASTM F2892-18 EH rated

STYLE#	10044545
COLOR	Distressed Brown
DETAILS	SSW, Full Vamp
AVAILABLE	Jan/Feb 2023
MSRP	\$209.95
	2105003



STYLE#	10044544	ST
AVAILABLE	Feb/Mar 2023	
MSRP	\$219.95	
	2110003	

SIERRA SHOCK SHIELD® WIDE SQUARE TOE

SIZES	D: 7-12, 13, 14, 15	UPPER	10"
	EE: 7-12, 13, 14, 15	TOE	Wide Square
PLATFORM	Sierra	SLIP RESISTING	≥0.35



FEATURES

- Premium full-grain leather
- Energy Max™ anti-fatigue insole
- 50% recycled polyester lining
- Four-row stitch pattern w/ embroidery
- Goodyear welt construction
- Oil- and slip-resisting Duratread™ outsole
- High heat-resistant outsole
- 90° heel
- Safety toe is ASTM F2413-18 M/I/C EH rated
- Soft toe is ASTM F2892-18 EH rated

STYLE#	10042555
COLOR	Dark Brown/Grass Green
DETAILS	SSW, Saddle Vamp
AVAILABLE	Mar/Apr 2023
MSRP	\$189.95
	295003



STYLE#	10042541	ST
MSRP	\$199.95	
	2100003	

SIERRA SHOCK SHIELD® WIDE SQUARE TOE (cont.)

STYLE#	10046929	ST	NEW COLOR
COLOR	Black		
DETAILS	SSW, Full Vamp		
AVAILABLE	Jul/Aug 2023		
MSRP	\$199.95		
	2100003		



SIERRA SHOCK SHIELD® PATRIOT WIDE SQUARE TOE

SIZES	D: 7-12, 13, 14, 15	UPPER	11"
	EE: 7-12, 13, 14, 15	TOE	Wide Square
PLATFORM	Sierra	SLIP RESISTING	≥0.35



FEATURES

- Premium full-grain leather
- Large stamped flag design on upper
- Energy Max™ anti-fatigue insole
- Unlined upper w/ exposed outseam construction
- Goodyear welt construction
- Oil- and slip-resisting Duratread™ outsole
- High heat-resistant outsole
- 90° heel
- Safety toe is ASTM F2413-18 M/I/C EH rated
- Soft toe is ASTM F2892-18 EH rated

STYLE#	10044505
COLOR	Distressed Brown
DETAILS	SSW, Full Vamp
AVAILABLE	Apr/May 2023
MSRP	\$199.95
	2100003



STYLE#	10044426	ST
AVAILABLE	May/Jun 2023	
MSRP	\$209.95	
	2105003	

SIERRA WIDE SQUARE TOE PUNCTURE RESISTANT

SIZES **D: 7-12, 13, 14**
EE: 7-12, 13, 14

PLATFORM **Sierra**

UPPER **10"**
 TOE **Wide Square**
 SLIP RESISTING **≥0.35**



FEATURES

- Premium full-grain leather
- All Day Cushioning insole
- Puncture resistant, metal-free SWEN-FLEX® insole board
- Mesh lining
- Six-row stitch pattern
- Goodyear welt construction
- Oil- and slip-resisting Duratread™ outsole
- High heat-resistant outsole
- 90° heel
- Safety toe is ASTM F2413-18 M/I/C EH rated
- ASTM F2413-18 PR rated for puncture resistant protection

STYLE# **10012948** **ST**
 COLOR **Earth/Black Crunch**
 DETAILS **SSW, Full Vamp**
 AVAILABLE **At Once**
 MSRP **\$189.95**
2102003



SIERRA WIDE SQUARE TOE

SIZES **D: 7-12, 13, 14**
EE: 7-12, 13, 14

PLATFORM **Sierra**

UPPER **10"**
 TOE **Wide Square**
 SLIP RESISTING **≥0.35**



FEATURES

- Premium full-grain leather
- All Day Cushioning insole
- Unlined
- Six-row stitch pattern
- Goodyear welt construction
- Oil- and slip-resisting Duratread™ outsole
- High heat-resistant outsole
- 90° heel
- Safety toe is ASTM F2413-18 M/I/C EH rated
- Soft toe is ASTM F2892-18 EH rated

STYLE# **10010148**
 COLOR **Aged Bark**
 DETAILS **SSW, Saddle Vamp, Unlined**
 AVAILABLE **At Once**
 MSRP **\$169.95**
291003



STYLE# **10010134** **ST**
 MSRP **\$179.95**
296003

SIERRA WIDE SQUARE TOE (cont.)

STYLE# **10017434** **ST**
 COLOR **Dark Brown/Pine Green**
 DETAILS **SSW, Full Vamp, Mesh lined**
 AVAILABLE **At Once**
 MSRP **\$179.95**
296003



SIERRA SADDLE

SIZES **D: 7-12, 13, 14, 15**
EE: 6-12, 13, 14

PLATFORM **Sierra**

UPPER **10"**
 TOE **Roper**
 SLIP RESISTING **≥0.35**



FEATURES

- Premium full-grain leather
- All Day Cushioning insole
- Mesh lining
- Six-row stitch pattern
- Goodyear welt construction
- Oil- and slip-resisting Duratread™ outsole
- High heat-resistant outsole
- 90° heel
- Soft toe is ASTM F2892-18 EH rated

STYLE# **10002304**
 COLOR **Aged Bark**
 DETAILS **SSW, Saddle Vamp**
 AVAILABLE **At Once**
 MSRP **\$169.95**
291003
EXTRA SIZES B: 10-12, 13



SIERRA

SIZES **D: 7-12, 13, 14**
EE: 7-12, 13, 14
 PLATFORM **Sierra**

UPPER **10"**
 TOE **Roper**
 SLIP RESISTING **≥0.35**



FEATURES

- Premium full-grain leather
- All Day Cushioning insole
- Unlined
- Goodyear welt construction
- Oil- and slip-resisting Duratread™ outsole
- High heat-resistant outsole
- 90° heel
- Safety toe is ASTM F2413-18 M/I/C EH rated
- Soft toe is ASTM F2892-18 EH rated

STYLE# **10004986**
 COLOR **Aged Bark**
 DETAILS **SSW, Full Vamp**
 AVAILABLE **At Once**
 MSRP **\$159.95**
286003
EXTRA SIZES **B: 10-12, 13**
EE: 6, 6.5



STYLE# **10002422**
 COLOR **Black**
 DETAILS **SSW, Full Vamp**
 AVAILABLE **Aug/Sep 2023**
 MSRP **\$159.95**
286003



STYLE# **10021473** **ST**
 MSRP **\$169.95**
291003

SIERRA H2O

SIZES **D: 7-12, 13, 14**
EE: 7-12, 13, 14
 PLATFORM **Sierra**

UPPER **10"**
 TOE **Roper**
 SLIP RESISTING **≥0.35**



DRYShield™

FEATURES

- DRYShield™ waterproof breathable construction
- Premium full-grain leather
- All Day Cushioning insole
- Mesh lining
- Goodyear welt construction
- Oil- and slip-resisting Duratread™ outsole
- High heat-resistant outsole
- 90° heel
- Soft toe is ASTM F2892-18 EH rated

STYLE# **10002385**
 COLOR **Sunshine**
 DETAILS **SSW, Full Vamp**
 AVAILABLE **At Once**
 MSRP **\$169.95**
291003



CASCADE 8" WIDE SQUARE TOE

SIZES **D: 7-12, 13, 14**
EE: 7-12, 13, 14
 PLATFORM **Sierra**

UPPER **8"**
 TOE **Wide Square**
 SLIP RESISTING **≥0.35**



FEATURES

- Premium full-grain leather
- All Day Cushioning insole
- Unlined
- Removable kiltie
- Goodyear welt construction
- Oil- and slip-resisting Duratread™ outsole
- High heat-resistant outsole
- 90° heel
- Safety toe is ASTM F2413-18 M/I/C EH rated
- Soft toe is ASTM F2892-18 EH rated

STYLE# **10011916**
 COLOR **Alamo Brown**
 DETAILS **SSW**
 AVAILABLE **At Once**
 MSRP **\$169.95**
291003



STYLE# **10011917** **ST**
 MSRP **\$179.95**
296003

CASCADE 8"

SIZES **D: 7-12, 13, 14**
EE: 7-12, 13, 14
 PLATFORM **Sierra**

UPPER **8"**
 TOE **Roper**
 SLIP RESISTING **≥0.35**



FEATURES

- Premium full-grain leather
- All Day Cushioning insole
- Unlined
- Removable kiltie
- Goodyear welt construction
- Oil- and slip-resisting Duratread™ outsole
- High heat-resistant outsole
- 90° heel
- Soft toe is ASTM F2892-18 EH rated

STYLE# **10002418**
 COLOR **Aged Bark**
 DETAILS **SSW**
 AVAILABLE **At Once**
 MSRP **\$159.95**
286003



STYLE# **10002420**
 COLOR **Sunshine Wildcat**
 DETAILS **SSW**
 AVAILABLE **At Once**
 MSRP **\$159.95**
286003

EXTRA SIZES **B: 9-12**
EE: 6, 6.5



CASCADE 8" H2O

SIZES **D: 7-12, 13, 14**
EE: 7-12, 13, 14

PLATFORM **Sierra**

UPPER **8"**
TOE **Roper**
SLIP RESISTING **≥0.35**

ATS® **DRYShield**™

FEATURES

- DRYShield™ waterproof breathable construction
- Premium full-grain leather
- All Day Cushioning insole
- Mesh lining
- Removable kiltie
- Goodyear welt construction
- Oil- and slip-resisting Duratread™ outsole
- High heat-resistant outsole
- 90° heel
- Soft toe is ASTM F2892-18 EH rated

STYLE# **10002397**
COLOR **Sunshine**
DETAILS **SSW**
AVAILABLE **At Once**
MSRP **\$169.95**
291003



TERRAIN WORK

Delivers cushioning comfort with a stirrup-friendly sole

FEATURES

- Generous fit accommodates high arches
- Cushioning EVA midsole for all-day comfort
- Lightweight composite forked shank for stability
- Oil- and slip-resisting Duratread™ outsole for maximum wear resistance, passes hot contact test at 300°C/572°F
- 90° heel

AIS ADVANCED STABILITY WITH SUPERIOR COMFORT



BEST FOR

Construction and factory/warehouse work;
ranch/farm work

WESTERN WORK

TERRAIN STEEL TOE WIDE SQUARE TOE


SIZES **D: 7-12, 13, 14**
EE: 7-12, 13
PLATFORM **Terrain Work**

UPPER **5"**
TOE **Wide Square**



FEATURES

- Full-grain leather and Cordura® upper
- Mesh lining
- Lightly padded collar
- Gel-cushioned insole w/ heel stabilizer
- Shock-absorbing EVA midsole
- Duratread™ outsole
- 90° heel
- Safety toe is ASTM F2413-18 M/I/C EH rated

STYLE# **10016379** 
COLOR **Distressed Brown**
AVAILABLE **At Once**
MSRP **\$134.95**
274003



REBAR™ FLEX WESTERN

Delivers flexible, lightweight comfort with anatomical support

4LR™ EVERYDAY COMFORT AND STABILITY

FEATURES

- 100% non-metallic construction
- Built on an anatomically-contoured last for a true fit
- Lightweight stabilizing shank
- Oil- and slip-resisting Duratread™ outsole for maximum wear resistance, passes hot contact test at 300°C/572°F
- Defined heel



BEST FOR

Construction trades or work that requires repetitive kneeling and bending

REBAR™ FLEX WESTERN VENTTEK™ INCOGNITO

Have job flexibility with Rebar™ Flex Western. This platform provides flexible, lightweight comfort with shock absorption and an anatomical last for a true fit. Perfect for construction work or jobs that require repetitive kneeling and bending.



VentTEK™ upper combines full-grain leather with cooling mesh panels to enable air flow

100% non-metallic construction

Removeable All Day Cushioning insole

Oil- and slip-resisting Duratread™ outsole with outdoor traction lugs for debris release

Defined heel

Lightweight, shock-absorbing EVA midsole

REBAR™ FLEX WESTERN VENTTEK™ INCOGNITO

SIZES **D: 7-12, 13, 14**
EE: 7-12, 13, 14
 PLATFORM **Rebar™ Flex Western**

UPPER **10"**
 TOE **Wide Square**
 SLIP RESISTING **≥0.35**



FEATURES

- Full-grain leather w/ VentTEK™ mesh panels
- All Day Cushioning insole
- 100% non-metallic
- Mesh lining
- Anatomical last for true fit
- Cement construction
- Lightweight, shock-absorbing EVA midsole
- Oil- and slip-resisting Duratread™ outsole
- Outdoor traction lugs w/ debris-releasing tread
- Defined heel
- Soft toe is ASTM F2892-18 EH rated

STYLE# **10040436**
 COLOR **Dark Earth/Golden Wheat**
 DETAILS **Full Vamp**
 AVAILABLE **At Once**
 MSRP **\$189.95**
294503



REBAR™ FLEX WESTERN H2O

SIZES **D: 7-12, 13, 14**
EE: 7-12, 13, 14
 PLATFORM **Rebar™ Flex Western**

UPPER **10"**
 TOE **Wide Square**
 SLIP RESISTING **≥0.35**




FEATURES

- DRYShield™ waterproof breathable construction
- Full-grain leather
- All Day Cushioning insole
- 100% non-metallic
- Mesh lining
- Four-row stitch pattern
- Anatomical last for true fit
- Cement construction
- Lightweight, shock-absorbing EVA midsole
- Oil- and slip-resisting Duratread™ outsole
- Outdoor traction lugs w/ debris-releasing tread
- Defined heel
- Safety toe is ASTM F2413-18 M/I/C EH rated
- Soft toe is ASTM F2892-18 EH rated


STYLE# **10034158**
 COLOR **Dark Brown/Black**
 DETAILS **Full Vamp**
 AVAILABLE **Aug/Sep 2023**
 MSRP **\$179.95**
290003



STYLE# **10034157** 
 MSRP **\$189.95**
295003

REBAR™ FLEX WESTERN H2O (cont.)

STYLE# **10021485**
 COLOR **Rye Brown/Olive Green**
 DETAILS **Saddle Vamp**
 AVAILABLE **At Once**
 MSRP **\$179.95**
290003

STYLE# **10021486** 
 MSRP **\$189.95**
295003



REBAR™ FLEX WESTERN PATRIOT H2O


SIZES **D: 7-12, 13, 14**
EE: 7-12, 13, 14
 PLATFORM **Rebar™ Flex Western**

UPPER **10"**
 TOE **Wide Square**
 SLIP RESISTING **≥0.35**



FEATURES

- DRYShield™ waterproof breathable construction
- Full-grain leather foot
- Camo printed suede shaft w/ flag patch
- All Day Cushioning insole
- 100% non-metallic
- Mesh lining
- Anatomical last for true fit
- Cement construction
- Lightweight, shock-absorbing EVA midsole
- Oil- and slip-resisting Duratread™ outsole
- Outdoor traction lugs w/ debris-releasing tread
- Defined heel
- Safety toe is ASTM F2413-18 M/I/C EH rated

STYLE# **10029518** 
 COLOR **Dark Brown/Olive Camo**
 DETAILS **Saddle Vamp**
 AVAILABLE **Aug/Sep 2023**
 MSRP **\$199.95**
2100003



GROUNDBREAKER

Delivers versatile traction and comfort

FEATURES

- Lightweight stabilizing shank
- Oil- and slip-resisting Duratread™ outsole for maximum wear resistance, passes hot contact test at 300°C/572°F
- 90° heel

4LR™ EVERYDAY COMFORT AND STABILITY



BEST FOR

Construction, factory or warehouse work;
farm and ranch work

GROUNDBREAKER WIDE SQUARE TOE MET GUARD

SIZES	D: 7-12, 13, 14	UPPER	10"
	EE: 7-12, 13, 14	TOE	Wide Square
PLATFORM	Groundbreaker	SLIP RESISTING	≥0.35



FEATURES

- Full-grain leather foot w/ suede upper
- All Day Cushioning insole
- XRD® Internal Metatarsal Guard
- Mesh lining
- Four-row stitch pattern
- Cement construction
- Oil- and slip-resisting Duratread™ outsole
- 90° heel
- Safety toe is ASTM F2413-18 M/I/C EH rated
- ASTM F2413-18 Mt rated for metatarsal protection

STYLE#	10020063	ST
COLOR	Brown	
DETAILS	SSW, Full Vamp	
AVAILABLE	At Once	
MSRP	\$189.95	
	298503	



GROUNDBREAKER WIDE SQUARE TOE

SIZES	D: 7-12, 13, 14	UPPER	10"
	EE: 7-12, 13, 14	TOE	Wide Square
PLATFORM	Groundbreaker	SLIP RESISTING	≥0.35



FEATURES

- Full-grain leather foot w/ suede upper
- All Day Cushioning insole
- Mesh lining
- Four-row stitch pattern
- Cement construction
- Lightweight, shock-absorbing EVA midsole
- Oil- and slip-resisting Duratread™ outsole
- 90° heel
- Safety toe is ASTM F2413-18 M/I/C EH rated
- Soft toe is ASTM F2892-18 EH rated

STYLE#	10020059
COLOR	Brown
DETAILS	SSW, Full Vamp
AVAILABLE	At Once
MSRP	\$154.95
	280003
	D: 6, 6.5, 15
	EE: 6, 6.5, 15



STYLE#	10021108	ST
MSRP	\$164.95	
	283003	

STYLE#	10015191	ST
COLOR	Brown/Ember	
DETAILS	SSW, Full Vamp	
AVAILABLE	At Once	
MSRP	\$164.95	
	283003	



GROUNDBREAKER WIDE SQUARE TOE H2O

SIZES	D: 7-12, 13, 14	UPPER	10"
	EE: 7-12, 13, 14	TOE	Wide Square
PLATFORM	Groundbreaker	SLIP RESISTING	≥0.35



FEATURES

- DRYShield™ waterproof breathable construction
- Full-grain leather foot w/ suede upper
- All Day Cushioning insole
- Mesh lining
- Four-row stitch pattern
- Cement construction
- Oil- and slip-resisting Duratread™ outsole
- 90° heel
- Safety toe is ASTM F2413-18 M/I/C EH rated
- Soft toe is ASTM F2892-18 EH rated

STYLE#	10024984
COLOR	Dark Brown
DETAILS	SSW, Full Vamp
AVAILABLE	At Once
MSRP	\$169.95
	288003



STYLE#	10024992	ST
MSRP	\$179.95	
	293003	

GROUNDWORK WIDE SQUARE TOE

SIZES	D: 7-12, 13, 14	UPPER	11"
	EE: 7-12, 13, 14	TOE	Wide Square
PLATFORM	Groundbreaker	SLIP RESISTING	≥0.35



FEATURES

- Full-grain leather foot
- Leather collar and embroidered pull holes
- All Day Cushioning insole
- Mesh lining
- Four-row stitch pattern
- Cement construction
- Oil- and slip-resisting Duratread™ outsole
- 90° heel
- Safety toe is ASTM F2413-18 M/I/C EH rated
- Soft toe is ASTM F2892-18 EH rated

STYLE#	10034718
COLOR	Brown/Bitter Brown
DETAILS	SSW, Full Vamp
AVAILABLE	Mar/Apr 2023
MSRP	\$164.95
	281503



STYLE#	10034717	ST
AVAILABLE	May/June 2023	
MSRP	\$174.95	
	286503	

GROUNDBREAKER WIDE SQUARE TOE H2O

SIZES	D: 7-12, 13, 14	UPPER	10"
	EE: 7-12, 13, 14	TOE	Wide Square
PLATFORM	Groundbreaker	SLIP RESISTING	≥0.35



FEATURES

- DRYShield™ waterproof breathable construction
- Full-grain leather and 900 denier nylon
- All Day Cushioning insole
- Mesh lining
- Cement construction
- Oil- and slip-resisting Duratread™ outsole
- 90° heel
- Safety toe is ASTM F2413-18 M/I/C EH rated

STYLE#	10015196	ST
COLOR	Palm Brown/Ballistic Brown	
DETAILS	SSW, Full Vamp	
AVAILABLE	At Once	
MSRP	\$184.95	
	293003	



GROUNDWORK WIDE SQUARE TOE H2O

SIZES	D: 7-12, 13, 14	UPPER	11"
	EE: 7-12, 13, 14	TOE	Wide Square
PLATFORM	Groundbreaker	SLIP RESISTING	≥0.35



FEATURES

- DRYShield™ waterproof breathable construction
- Full-grain leather foot
- Leather collar and embroidered pull holes
- All Day Cushioning insole
- Mesh lining
- Four-row stitch pattern
- Cement construction
- Oil- and slip-resisting Duratread™ outsole
- 90° heel
- Safety toe is ASTM F2413-18 M/I/C EH rated
- Soft toe is ASTM F2892-18 EH rated

STYLE#	10034724
COLOR	Dark Brown/After Dark
DETAILS	SSW, Full Vamp
AVAILABLE	May/June 2023
MSRP	\$179.95
	289503



STYLE#	10034720	ST
AVAILABLE	Mar/Apr 2023	
MSRP	\$189.95	
	294503	

GROUNDWORK PULL-ON H2O

SIZES	D: 7-12, 13, 14	UPPER	11"
	EE: 7-12, 13, 14	TOE	Round
PLATFORM	Groundbreaker	SLIP RESISTING	≥0.35



FEATURES

- DRYShield™ waterproof breathable construction
- Full-grain leather foot
- Leather collar and embroidered pull holes
- All Day Cushioning insole
- Mesh lining
- Four-row stitch pattern
- Cement construction
- Oil- and slip-resisting Duratread™ outsole
- 90° heel
- Soft toe is ASTM F2892-18 EH rated

STYLE#	10035965
COLOR	Dark Brown/Bitter Brown
DETAILS	SSW, Full Vamp
AVAILABLE	Mar/Apr 2023
MSRP	\$179.95
	289503

RELAUNCH



TRACEY

Delivers real performance for women with durable, multi-surface traction

FEATURES

- Lightweight stabilizing shank
- Indoor/outdoor Grip Strip™ sole tread design
- Oil- and slip-resisting Duratread™ outsole for maximum wear resistance, passes hot contact test at 300°C/572°F
- 90° heel

4LR™ EVERYDAY COMFORT AND STABILITY



BEST FOR

Construction and warehouse work; farm and ranch work

WESTERN WORK

WOMEN'S TRACEY PULL-ON

SIZES **B: 6-10, 11**
 PLATFORM **Tracey**

UPPER **9"**
 TOE **Roper**
 SLIP RESISTING **≥0.35**



FEATURES

- Premium full-grain leather
- All Day Cushioning insole
- Mesh lining
- Six-row stitch pattern
- Generous last
- Cement construction
- Lightweight, shock-absorbing EVA midsole
- Oil- and slip-resisting Duratread™ outsole
- Unique multi-surface traction design
- 90° heel
- Safety toe is ASTM F2413-18 F/I/C EH rated

STYLE# **10008634**

COLOR **Dusted Brown**

DETAILS **SSW, Full Vamp**

AVAILABLE **At Once**

MSRP **\$164.95**
283003



WOMEN'S TRACEY PULL-ON H2O

SIZES **B: 6-10, 11**
 PLATFORM **Tracey**

UPPER **9"**
 TOE **Roper**
 SLIP RESISTING **≥0.35**



FEATURES

- DRYShield™ waterproof breathable construction
- Premium full-grain leather
- All Day Cushioning insole
- Mesh lining
- Six-row stitch pattern
- Generous last
- Cement construction
- Lightweight, shock-absorbing EVA midsole
- Oil- and slip-resisting Duratread™ outsole
- Unique multi-surface traction design
- 90° heel
- Safety toe is ASTM F2413-18 F/I/C EH rated

STYLE# **10015405**

COLOR **Oily Distressed Brown/Turquoise**

DETAILS **SSW, Full Vamp**

AVAILABLE **At Once**

MSRP **\$184.95**
293003



ANTHEM WORK

Delivers Western work performance with multi-surface traction that is also stirrup-friendly

4LR™ EVERYDAY COMFORT AND STABILITY

FEATURES

- Lightweight stabilizing shank
- Shock-absorbing EVA midsole
- Oil- and slip-resisting Duratread™ outsole for maximum wear resistance, passes hot contact test at 300°C/572°F
- 90° heel



BEST FOR

Farm and ranch work, or general construction

WOMEN'S ANTHEM H2O

SIZES	B: 5.5-11, 12	UPPER	10"
	C: 6-11	TOE	Square
PLATFORM	Anthem	SLIP RESISTING	≥0.35

4LR™ DRYShield™

FEATURES

- DRYShield™ waterproof breathable construction
- Full-grain leather
- Removable comfort insole
- Mesh lining
- Six-row stitch pattern w/ embroidery
- Cement construction
- Lightweight, shock-absorbing EVA midsole
- Oil- and slip-resisting Duratread™ outsole
- 90° heel
- Safety toe is ASTM F2413-18 F/I/C EH rated

STYLE#	10031664	CT
COLOR	Distressed Brown	
DETAILS	DSW, Full Vamp	
AVAILABLE	Feb/Mar 2023	
MSRP	\$174.95	
	288003	

RELAUNCH



WOMEN'S ANTHEM VENTTEK™

SIZES	B: 5.5-11, 12	UPPER	10"
	C: 6-11	TOE	Square
PLATFORM	Anthem	SLIP RESISTING	≥0.35

4LR™ VENTTEK™

FEATURES

- Full-grain leather w/ VentTEK™ mesh panels
- Removable comfort insole
- Mesh lining
- Cement construction
- Lightweight, shock-absorbing EVA midsole
- Oil- and slip-resisting Duratread™ outsole
- 90° heel
- Safety toe is ASTM F2413-18 F/I/C EH rated

STYLE#	10031663	CT
COLOR	Chocolate Chip/Turquoise	
DETAILS	DSW, Full Vamp	
AVAILABLE	At Once	
MSRP	\$174.95	
	288003	



WOMEN'S ANTHEM

SIZES **B: 5.5-11, 12**
C: 6-11
 PLATFORM **Anthem**

UPPER **10"**
 TOE **Square**
 SLIP RESISTING **≥0.35**



FEATURES

- Full-grain leather
- Removable comfort insole
- Mesh lining
- Six-row stitch pattern w/ embroidery
- Cement construction
- Lightweight, shock-absorbing EVA midsole
- Oil- and slip-resisting Duratread™ outsole
- 90° heel
- Safety toe is ASTM F2413-18 F/IC EH rated

STYLE# **10027420** **CT**
 COLOR **Latigo Brown/Arctic Ice**
 DETAILS **DSW, Full Vamp**
 AVAILABLE **At Once**
 MSRP **\$164.95**
283003



WOMEN'S ANTHEM DECO

SIZES **B: 5.5-11, 12**
C: 6-11
 PLATFORM **Anthem**

UPPER **10"**
 TOE **Square**
 SLIP RESISTING **≥0.35**



FEATURES

- Full-grain leather
- Removable comfort insole
- Mesh lining
- Cement construction
- Lightweight, shock-absorbing EVA midsole
- Oil- and slip-resisting Duratread™ outsole
- 90° heel
- Safety toe is ASTM F2413-18 F/IC EH rated

STYLE# **10029498** **CT**
 COLOR **Brown Bomber**
 DETAILS **DSW, Full Vamp**
 AVAILABLE **At Once**
 MSRP **\$164.95**
283003



WESTERN WORK

FATBABY® WORK

Delivers Western work performance with multi-surface traction that is also stirrup-friendly

4LR™ EVERYDAY COMFORT AND STABILITY

FEATURES

- Lightweight stabilizing shank
- Oil- and slip-resisting Duratread™ outsole for maximum wear resistance, passes hot contact test at 300°C/572°F
- 90° heel



BEST FOR

Farm and ranch work, or general construction

WOMEN'S KRISTA PULL-ON H2O

SIZES	B: 5.5-10, 11, 12	UPPER	9"
	C: 6-11	TOE	Wide Square
PLATFORM	Fatbaby® Work	SLIP RESISTING	≥0.35



FEATURES

- DRYShield™ waterproof breathable construction
- Premium full-grain leather
- All Day Cushioning insole
- Mesh lining
- Six-row stitch pattern
- Cement construction
- Oil- and slip-resisting Duratread™ outsole
- 90° heel
- Safety toe is ASTM F2413-18 F/I/C EH rated

STYLE#	10029516	
COLOR	Dark Brown	
DETAILS	SSW, Full Vamp	
AVAILABLE	At Once	
MSRP	\$184.95	
	293003	



WOMEN'S KRISTA PULL-ON MET GUARD

SIZES	B: 5.5-10, 11, 12	UPPER	9"
	C: 6-11	TOE	Wide Square
PLATFORM	Fatbaby® Work	SLIP RESISTING	≥0.35



FEATURES

- Premium full-grain leather
- All Day Cushioning insole
- XRD® Internal Metatarsal Guard
- Mesh lining
- Six-row stitch pattern
- Cement construction
- Oil- and slip-resisting Duratread™ outsole
- 90° heel
- Safety toe is ASTM F2413-18 F/I/C EH rated
- ASTM F2413-18 Mt rated for metatarsal protection

STYLE#	10033994	
COLOR	Dark Brown	
DETAILS	SSW, Full Vamp	
AVAILABLE	Sep/Oct 2023	
MSRP	\$184.95	
	293003	

RELAUNCH



WOMEN'S FATBABY® WORK PULL-ON


SIZES **B: 5.5-10, 11**
PLATFORM **Fatbaby® Work**

UPPER **8"**
TOE **Fatbaby®**
SLIP RESISTING **≥0.35**



FEATURES

- Full-grain leather
- All Day Cushioning insole
- Mesh lining
- Cement construction
- Oil- and slip-resisting Duratread™ outsole
- 90° heel
- Safety toe is ASTM F2413-18 F/I/C EH rated

STYLE# **10040431** 
 COLOR **Distressed Brown**
 DETAILS **SSW, Full Vamp**
 AVAILABLE **Jul/Aug 2023**
 MSRP **\$129.95**
265003

RELAUNCH



WESTERN WORK

Notes (type your notes below)



REFERENCE

REFERENCE

MARKETING REFERENCE

98 Marketing Materials

SIZING REFERENCE

103 International Sizing
Equivalents

103 Extra Sizes

INDEX BY

109 Slip Resistance of $>.35$

110 Waterproof

111 Insulated

112 Met Guard

112 Static Dissipative

112 Puncture Resistant

112 Composite Toe

113 Carbon Toe

114 Composite Toe

114 Steel Toe

115 100% Non-Metallic

115 Style Name

116 Style Number

Hanging Work Banner

STYLE # 10025290

SIZE 5'W x 3'H



Vertical Work Banner

STYLE # 10025289

SIZE 2'W x 5'H

For use with the banner stand (10000888)



Ariat Work Rubber Floor Mat

STYLE # 10025300

SIZE 2.5'W x 4'L



Ariat Work Tufted Floor Mat

STYLE # 10032452

SIZE 3'W x 5'L



Ariat Work Tape Handle

STYLE # MKT1325

SIZE 23"W x 1.375"H



Work Authorized Retailer Cling

STYLE # 10034479

SIZE 10"W x 8"H



Big Rig Counter Card

STYLE # MKT1701 SIZE 11"W x 14"H



Contender Counter Card

STYLE # MKT1595 SIZE 11"W x 14"H



Endeavor Counter Card

STYLE # MKT1586 SIZE 11"W x 14"H



Groundbreaker Counter Card

STYLE # MKT1592 SIZE 11"W x 14"H



Intrepid™ Counter Card

STYLE # MKT1594 SIZE 11"W x 14"H



MasterGrip™ Counter Card

STYLE # MKT1593 SIZE 11"W x 14"H



OverDrive™ Counter Card

STYLE # MKT1591 SIZE 11"W x 14"H



Powerline Counter Card

STYLE # MKT1596 SIZE 11"W x 14"H



Rebar™ Flex Counter Card

STYLE # MKT1597 SIZE 11"W x 14"H



Rebar™ Wedge Counter Card

STYLE # MKT1599 SIZE 11"W x 14"H



RigTek™ Counter Card

STYLE # MKT1590 SIZE 11"W x 14"H



Sierra Counter Card

STYLE # MKT1588 SIZE 11"W x 14"H



REFERENCE

Marketing Materials

Stryker 360 Counter Card

STYLE # MKT1587 SIZE 11"W x 14"H



Stump Jumper™ Counter Card

STYLE # MKT1584 SIZE 11"W x 14"H



Treadfast Counter Card

STYLE # MKT1824 SIZE 11"W x 14"H



Turbo Counter Card

STYLE # MKT1584 SIZE 11"W x 14"H



WorkHog® Counter Card

STYLE # MKT1589 SIZE 11"W x 14"H



WorkHog® XT Counter Card

STYLE # MKT1598 SIZE 11"W x 14"H



CSA Footwear Counter Card

STYLE # MKT1702 SIZE 11"W x 14"H



CSA Footwear Counter Card (French)

STYLE # MKT1730 SIZE 11"W x 14"H



Footwear Counter Card (Spanish)

STYLE # MKT1607 SIZE 11"W x 14"H



Ariat Work Counter Card

STYLE # MKT1509 SIZE 11"W x 14"H



Built To Last Counter Card

STYLE # MKT1512 SIZE 11"W x 14"H



BOA® Sign

STYLE # MKT1892 SIZE 11"W x 14"H



Tough Gear For Tough Jobs Counter Card

STYLE # MKT1606 SIZE 11"W x 14"H



No Job Too Tough Counter Card

STYLE # MKT1605 SIZE 11"W x 14"H



No Job Too Tough Counter Card (Spanish)

STYLE # MKT1603 SIZE 11"W x 14"H



Quality Without Compromise Counter Card

STYLE # MKT1511 SIZE 11"W x 14"H



Quality Without Compromise Counter Card (Spanish)

STYLE # MKT1332 SIZE 11"W x 14"H



Quality Without Compromise Poster

STYLE # MKT1453 SIZE 16"W x 24"H



Quality Without Compromise Poster (Spanish)

STYLE # MKT1333 SIZE 16"W x 24"H



REFERENCE

Work Footwear Lozier Shelf Inserts

STYLE #

SIZE 9.75"W x 1.875"H

MKT1520 · 30 Day	UOM 6 PK
MKT1540 · 100% Non-Metallic	UOM 6 PK
MKT1533 · Carbon Toe	UOM 6 PK
MKT1532 · Comp Toe	UOM 6 PK
MKT1536 · Insulated	UOM 6 PK
MKT1857 · Glacier Grip	UOM 6 PK

MKT1537 · Met Guard	UOM 6 PK
MKT1538 · Puncture Resistant	UOM 6 PK
MKT1530 · Safety Toe	UOM 6 PK
MKT1534 · Soft Toe	UOM 6 PK
MKT1539 · Static Dissipative	UOM 6 PK

MKT1531 · Steel Toe	UOM 6 PK
MKT1854 · USA Assembled	UOM 6 PK
MKT1535 · Waterproof	UOM 6 PK
MKT1541 · Women's	UOM 6 PK
MKT1542 · Ariat Work (blank)	UOM 6 PK

*For use with Lozier Shoe Shelf.



Marketing Materials

Ariat Work Full Wall Example



DIFFERENT WALL SCENARIOS:

- ❶ Shown with Wall Backer, Shelf Backer, and Shoe Shelf Magnet
- ❷ Shown with Shelf Backer, and Shoe Shelf Magnet
- ❸ Shown with Shoe Shelf Magnet only
- ❹ Shown with Wall Backer and Shoe Shelf Magnet

Ariat Work Wall Backer

STYLE # 10032443 UOM 1 PK SIZE 12"W x 60"H



Ariat Work Shelf Backers

STYLE # SIZE 11"W x 11"H

MKT1700 · Big Rig	UOM 1 PK
MKT1566 · Contender	UOM 1 PK
MKT1565 · Edge LTE	UOM 1 PK
MKT1568 · Endeavor	UOM 1 PK
MKT1570 · Groundbreaker	UOM 1 PK
MKT1563 · MasterGrip™	UOM 1 PK
MKT1573 · OverDrive™	UOM 1 PK
MKT1564 · Powerline	UOM 1 PK
MKT1562 · Rebar™ Flex	UOM 1 PK
MKT1561 · Rebar™ Wedge	UOM 1 PK
MKT1574 · Sierra	UOM 1 PK
MKT1569 · Stryker 360	UOM 1 PK
MKT1855 · Stump Jumper™	UOM 1 PK
MKT1567 · Telluride Work	UOM 1 PK
MKT1560 · Turbo	UOM 1 PK
MKT1572 · WorkHog®	UOM 1 PK
MKT1571 · WorkHog® XT	UOM 1 PK
MKT1575 · Ariat Work (blank)	UOM 1 PK



Ariat Work Shoe Shelf Magnets

STYLE # SIZE 11"W x 1.5"H

MKT1558 · 30 Day	UOM 4 PK
MKT1556 · 100% Non-Metallic	UOM 4 PK
MKT1549 · Carbon Toe	UOM 4 PK
MKT1548 · Comp Toe	UOM 4 PK
MKT1731 · CSA®	UOM 4 PK
MKT1732 · CSA® (French)	UOM 4 PK
MKT1856 · Glacier Grip™	UOM 4 PK
MKT1552 · Insulated	UOM 4 PK
MKT1553 · Met Guard	UOM 4 PK
MKT1554 · Puncture Resistant	UOM 4 PK
MKT1546 · Safety Toe	UOM 4 PK
MKT1550 · Soft Toe	UOM 4 PK
MKT1555 · Static Dissipative	UOM 4 PK
MKT1547 · Steel Toe	UOM 4 PK
MKT1854 · USA Assembled	UOM 4 PK
MKT1551 · Waterproof	UOM 4 PK
MKT1557 · Womens	UOM 4 PK
MKT1559 · Ariat Work (blank)	UOM 4 PK



Sizing Reference INTERNATIONAL SIZING EQUIVALENTS / MEN'S WORK EXTRA SIZES

INTERNATIONAL SIZING EQUIVALENTS

MEN	UK	6	6.5	7	7.5	8	8.5	9	9.5	10	10.5	11	12	13	14	15	16	17				
	EUROPE*	39	40	41	41.5	42	42.5	43	44	44.5	45	46	47	48	49	50	51	52				
	USA	7	7.5	8	8.5	9	9.5	10	10.5	11	11.5	12	13	14	15	16	17	18				
WOMEN	UK	1.5	2	2.5	3	3.5	4	4.5	5	5.5	6	6.5	7	7.5	8	8.5	9					
	EUROPE*	33.5	34	34.5	36	36.5	37	37.5	38	38.5	39	40	41	41.5	42	42.5	43					
	USA	4	4.5	5	5.5	6	6.5	7	7.5	8	8.5	9	9.5	10	10.5	11	12					

* EUROPEAN MEASUREMENTS ARE TAKEN TO THEIR NEAREST HALF SIZE.

MEN'S WORK EXTRA SIZES

STYLE	COLOR	SAFETY TOE	PAGE	D				EE				B									
				6	6.5	15	16	6	6.5	15	16	9	9.5	10	10.5	11	11.5	12	13		
CASCADE 8"																					
10002420	SUNSHINE WILDCAT	N/A	83					X	X			X	X	X	X	X	X	X			
ENDEAVOR 6" H2O																					
10031659	CHOCOLATE BROWN	N/A	21			X				X											
10031591	CHOCOLATE BROWN	CARBON TOE	21			X				X											
ENDEAVOR 8" H2O																					
10038373	CHOCOLATE BROWN	CARBON TOE	21			X				X											
GROUNDBREAKER MET GUARD																					
10036107	BROWN	STEEL TOE	45			X				X											
GROUNDBREAKER WIDE SQUARE TOE																					
10020059	BROWN	N/A	88	X	X	X		X	X	X											
INTREPID™ VENTTEK™																					
10023042	BRUIN BROWN/SASSY ORANGE	COMPOSITE TOE	63			X				X											
10020072	COCOA BROWN/WORK ORANGE	COMPOSITE TOE	63			X				X											
OUTPACE™																					
10040283	BLACK	COMPOSITE TOE	56			X				X											
OUTPACE™ SHIFT																					
10047027	BLACK	N/A	56			X				X											
10047026	BLACK	COMPOSITE TOE	56			X				X											
10047025	CAMO	COMPOSITE TOE	56			X				X											
POWERLINE 8" H2O																					
10018563	OILY DISTRESSED BROWN	N/A	22			X				X											
10018566	OILY DISTRESSED BROWN	COMPOSITE TOE	22			X				X											
POWERLINE 8" H2O 400G																					
10018567	OILY DISTRESSED BROWN	COMPOSITE TOE	22			X				X											
POWERLINE H2O 400G																					
10018569	OILY DISTRESSED BROWN	COMPOSITE TOE	23			X				X											
REBAR™ LIFT 6" H2O																					
10046877	DISTRESSED BROWN	N/A	39	X	X	X		X	X	X											
10046876	DISTRESSED BROWN	COMPOSITE TOE	39	X	X	X		X	X	X											

REFERENCE

Sizing Reference MEN'S WORK EXTRA SIZES

MEN'S WORK EXTRA SIZES (CONT.)

STYLE	COLOR	SAFETY TOE	PAGE	D				EE				B							
				6	6.5	15	16	6	6.5	15	16	9	9.5	10	10.5	11	11.5	12	13
REBAR™ LIFT 8" H2O																			
10047029	DISTRESSED BROWN	N/A	39	X	X	X		X	X	X									
10047028	DISTRESSED BROWN	COMPOSITE TOE	39	X	X	X		X	X	X									
REBAR™ WEDGE 6" MOC TOE H2O																			
10035916	RUSTED COPPER	N/A	40	X	X			X	X										
10035917	RUSTED COPPER	COMPOSITE TOE	40	X	X			X	X										
10044539	AGED HONEY	N/A	40	X	X			X	X										
10044540	AGED HONEY	COMPOSITE TOE	40	X	X			X	X										
REBAR™ WEDGE ORGULLO MEXICANO H2O																			
10042497	AGED HONEY	N/A	41	X	X			X	X										
REBAR™ WEDGE PULL-ON H2O																			
10042862	AGED HONEY	COMPOSITE TOE	41	X	X			X	X										
SIERRA																			
10004986	AGED BARK	N/A	83					X	X				X	X	X	X	X		
SIERRA SADDLE																			
10002304	AGED BARK	N/A	82			X		X	X				X	X	X	X	X		
SIERRA SHOCK SHIELD® WIDE SQUARE TOE																			
10042555	DARK BROWN/GRASS GREEN	N/A	81			X				X									
10042541	DARK BROWN/GRASS GREEN	STEEL TOE	81			X				X									
10046929	BLACK	STEEL TOE	81			X				X									
SIERRA SHOCK SHIELD® WIDE SQUARE TOE H2O																			
10044545	DISTRESSED BROWN	N/A	81			X				X									
10044544	DISTRESSED BROWN	STEEL TOE	81			X				X									
SIERRA SHOCK SHIELD® PATRIOT WIDE SQUARE TOE																			
10044505	DISTRESSED BROWN	N/A	81			X				X									
10044426	DISTRESSED BROWN	STEEL TOE	81			X				X									
STUMP JUMPER™ 6" H2O																			
10038299	DARK HICKORY	COMPOSITE TOE	25			X				X									
STUMP JUMPER™ 8" H2O 600G CSA® GLACIER GRIP™																			
10038283	IRON COFFEE	COMPOSITE TOE	25			X				X									
STUMP JUMPER™ PULL-ON H2O																			
10038282	IRON COFFEE	COMPOSITE TOE	25			X				X									
TREADFAST 6"																			
10034672	DISTRESSED BROWN	N/A	51	X	X	X		X	X	X									
10034671	DISTRESSED BROWN	STEEL TOE	51	X	X	X		X	X	X									
TREADFAST 6" H2O																			
10040266	DARK BROWN	N/A	51	X	X	X		X	X	X									
10034673	DARK BROWN	STEEL TOE	51	X	X	X		X	X	X									
TREADFAST 8" H2O																			
10042484	DARK BROWN	N/A	52	X	X	X		X	X	X									
10042496	DARK BROWN	STEEL TOE	52	X	X	X		X	X	X									

Sizing Reference MEN'S WORK EXTRA SIZES

MEN'S WORK EXTRA SIZES (CONT.)

STYLE	COLOR	SAFETY TOE	PAGE	D				EE				B							
				6	6.5	15	16	6	6.5	15	16	9	9.5	10	10.5	11	11.5	12	13
WORKHOG® PULL-ON																			
10001188	AGED BARK/ARMY GREEN	N/A	76			X									X	X	X	X	X
10001191	AGED BARK/ARMY GREEN	COMPOSITE TOE	76			X									X	X	X	X	X
WORKHOG® PULL-ON H2O																			
10008633	AGED BARK/ARMY GREEN	N/A	76												X	X	X	X	X
10008635	AGED BARK/ARMY GREEN	COMPOSITE TOE	76												X	X	X	X	X
WORKHOG® WIDE SQUARE TOE																			
10005888	DARK EARTH/BRICK	N/A	74	X	X	X		X	X	X					X	X	X	X	X
10006961	DARK EARTH/BRICK	STEEL TOE	74	X	X	X		X	X	X					X	X	X	X	X
WORKHOG® WIDE SQUARE TOE H2O																			
10017436	BRUIN BROWN/COFFEE	N/A	74												X	X	X	X	X
10017420	BRUIN BROWN/COFFEE	COMPOSITE TOE	74												X	X	X	X	X
WORKHOG® XT 8" BOA® H2O																			
10038922	CHOCOLATE BROWN	CARBON TOE	66			X				X									
WORKHOG® XT COIL WIDE SQUARE TOE																			
10029515	EARTH/TWILIGHT	N/A	68			X				X									
10029514	EARTH/TWILIGHT	CARBON TOE	68			X				X									
WORKHOG® XT COTTONWOOD																			
10038320	BROWN OILED ROWDY/MID-NIGHT BLUE	N/A	68			X				X									
10038317	BROWN OILED ROWDY/MID-NIGHT BLUE	CARBON TOE	68			X				X									
10038316	DARK EARTH/BRICK	CARBON TOE	68			X				X				X	X	X	X	X	X
10038323	DARK EARTH/BRICK	N/A	68			X				X				X	X	X	X	X	X
10038321	DISTRESSED BROWN	N/A	68			X				X				X	X	X	X	X	X
10038318	DISTRESSED BROWN	CARBON TOE	68			X				X				X	X	X	X	X	X
WORKHOG® XT DARE																			
10024952	BRUIN BROWN/CRAZY BLACK	CARBON TOE	69			X				X									
WORKHOG® XT INCOGNITO																			
10038223	IRON COFFEE	CARBON TOE	67			X				X									
WORKHOG® XT PATRIOT H2O																			
10036002	DISTRESSED BROWN	N/A	69			X				X									
WORKHOG® XT PHOENIX																			
10046931	DISTRESSED BROWN	CARBON TOE	68			X				X									
WORKHOG® XT PULL-ON																			
10045438	DISTRESSED BROWN	N/A	70			X				X									
10045437	DISTRESSED BROWN	CARBON TOE	70			X				X									
WORKHOG® XT PULL-ON H2O																			
10045436	DISTRESSED BROWN/BRAVO BROWN	N/A	70			X				X									
10045435	DISTRESSED BROWN/BRAVO BROWN	CARBON TOE	70			X				X									
WORKHOG® XT VENTTEK™ BOLD H2O																			
10035881	IRON/ACID	CARBON TOE	67			X				X									

REFERENCE

Sizing Reference MEN'S WORK EXTRA SIZES / MEN'S BIG RIG EXTRA SIZES

MEN'S WORK EXTRA SIZES (CONT.)

STYLE	COLOR	SAFETY TOE	PAGE	D				EE				B							
				6	6.5	15	16	6	6.5	15	16	9	9.5	10	10.5	11	11.5	12	13
WORKHOG® XT VENTTEK™ H2O																			
10035984	RYE BROWN/STORM	N/A	67			X	X			X	X								
10036005	RYE BROWN/STORM	CARBON TOE	67			X	X			X	X								
WORKHOG® XT WIDE SQUARE TOE BOA®																			
10038923	DARK EARTH/BLACK	CARBON TOE	66			X				X									
WORKHOG® XT WIDE SQUARE TOE BOA® H2O																			
10038921	AGED BARK/BROWN	N/A	66			X				X									
10038924	BRUIN BROWN/DARK FOREST	CARBON TOE	66			X				X									
WORKHOG® XT WIDE SQUARE TOE H2O																			
10031474	DISTRESSED BROWN/BRAVO BROWN	N/A	69			X				X									
10031483	DISTRESSED BROWN/BRAVO BROWN	CARBON TOE	69			X				X									
10024971	TUMBLER BARK/DARK FOREST	N/A	69			X				X									
10024966	TUMBLER BARK/DARK FOREST	CARBON TOE	69			X				X									
10024968	OILY DISTRESSED BROWN/BLACK	CARBON TOE	69			X				X									

MEN'S WORK BIG RIG EXTRA SIZES

STYLE	COLOR	SAFETY TOE	PAGE	EE						EEEE											
				6	6.5	15	16	17	18	8	8.5	9	9.5	10	10.5	11	11.5	12	13	14	15
BIG RIG																					
10033963	RYE BROWN/WICKER	N/A	79	X	X	X	X	X	X	X	X	X	X	X	X	X	X	X	X	X	
10033966	IRON COFFEE/SLATE	COMPOSITE TOE	79	X	X	X	X	X	X	X	X	X	X	X	X	X	X	X	X	X	
BIG RIG H2O																					
10033991	DARK BROWN/DISTRESSED BROWN	N/A	79	X	X	X	X	X	X	X	X	X	X	X	X	X	X	X	X	X	
10033993	DARK BROWN/DISTRESSED BROWN	COMPOSITE TOE	79	X	X	X	X	X	X	X	X	X	X	X	X	X	X	X	X	X	
BIG RIG 6" H2O																					
10042551	IRON COFFEE	N/A	28	X	X	X	X	X	X	X	X	X	X	X	X	X	X	X	X	X	
10042550	IRON COFFEE	COMPOSITE TOE	28	X	X	X	X	X	X	X	X	X	X	X	X	X	X	X	X	X	
BIG RIG CHELSEA H2O																					
10042545	IRON COFFEE	N/A	28	X	X	X	X	X	X	X	X	X	X	X	X	X	X	X	X	X	
10042544	IRON COFFEE	COMPOSITE TOE	28	X	X	X	X	X	X	X	X	X	X	X	X	X	X	X	X	X	

WOMEN'S WORK EXTRA SIZES

STYLE	COLOR	SAFETY TOE	PAGE	B		C/WIDE										
				12	6	6.5	7	7.5	8	8.5	9	9.5	10	10.5	11	
ANTHEM DECO																
10029498	BROWN BOMBER	COMPOSITE TOE	93	X	X	X	X	X	X	X	X	X	X	X	X	X
ANTHEM H20																
10031664	DISTRESSED BROWN	COMPOSITE TOE	92	X	X	X	X	X	X	X	X	X	X	X	X	X
ANTHEM PULL-ON																
10027420	LATIGO BROWN/ARCTIC ICE	COMPOSITE TOE	93	X	X	X	X	X	X	X	X	X	X	X	X	X
ANTHEM VENTTEK™																
10031663	ROYAL CHOCOLATE/TURQUOISE	COMPOSITE TOE	92	X	X	X	X	X	X	X	X	X	X	X	X	X
CASEY 6"																
10033921	SHADOW	COMPOSITE TOE	49	X	X	X	X	X	X	X	X	X	X	X	X	X
CASEY 6" MET GUARD																
10033995	SHADOW	COMPOSITE TOE	50	X	X	X	X	X	X	X	X	X	X	X	X	X
CASUAL WORK MID LACE SD																
10020097	NUTTY BROWN	COMPOSITE TOE	53		X	X	X	X	X	X	X	X	X	X	X	X
EDGE LTE MOC																
10035978	DARK BROWN	COMPOSITE TOE	48	X	X	X	X	X	X	X	X	X	X	X	X	X
10042485	DESERT BROWN/CHEETAH	COMPOSITE TOE	48		X	X	X	X	X	X	X	X	X	X		
EXPERT SAFETY CLOG SD																
10011976	BLACK	COMPOSITE TOE	54		X	X	X	X	X	X	X	X				
KRISTA PULL-ON H20																
10029516	DARK BROWN	STEEL TOE	94	X	X	X	X	X	X	X	X	X	X	X	X	X
KRISTA PULL-ON MET GUARD																
10033994	DARK BROWN	STEEL TOE	94	X	X	X	X	X	X	X	X	X	X	X	X	X
MACEY™																
10005947	DARK PEANUT	N/A	49	X												
OUTPACE™																
10040324	BLACK/CHARCOAL	COMPOSITE TOE	57		X	X	X	X	X	X	X	X	X	X		
10040323	BLACK/SHADOW PURPLE	COMPOSITE TOE	57		X	X	X	X	X	X	X	X	X	X		
OUTPACE™ SD																
10044427	EBONY	COMPOSITE TOE	57	X	X	X	X	X	X	X	X	X	X	X	X	X
OUTPACE™ SHIFT																
10046880	BLACK	N/A	56	X	X	X	X	X	X	X	X	X	X	X	X	X
10046879	BLACK	COMPOSITE TOE	56	X	X	X	X	X	X	X	X	X	X	X	X	X
10046878	SMOKY GREY	COMPOSITE TOE	56	X	X	X	X	X	X	X	X	X	X	X	X	X
REBAR™ WEDGE MOC TOE H20																
10035770	STEEL GREY	N/A	41		X	X	X	X	X	X	X	X	X	X	X	X
10043240	STEEL GREY	COMPOSITE TOE	41		X	X	X	X	X	X	X	X	X	X	X	X
10038336	AGED HONEY	N/A	41		X	X	X	X	X	X	X	X	X	X	X	X
10038335	AGED HONEY	COMPOSITE TOE	41		X	X	X	X	X	X	X	X	X	X	X	X

REFERENCE

Sizing Reference WOMEN'S WORK EXTRA SIZES

WOMEN'S WORK EXTRA SIZES (CONT.)

STYLE	COLOR	SAFETY TOE	PAGE	C/WIDE												
				B	12	6	6.5	7	7.5	8	8.5	9	9.5	10	10.5	11
RIVETER 6" CSA® H2O																
10035773	DARK BROWN	COMPOSITE TOE	35	X	X	X	X	X	X	X	X	X	X	X	X	X
RIVETER CHELSEA CSA® H2O																
10035772	DARK BROWN	COMPOSITE TOE	35	X	X	X	X	X	X	X	X	X	X	X	X	X
RIVETER PULL-ON CSA® H2O																
10035774	DARK BROWN	COMPOSITE TOE	36	X	X	X	X	X	X	X	X	X	X	X	X	X
RIVETER 8" H2O 400G CSA® GLACIER GRIP™																
10036707	DARK BROWN	COMPOSITE TOE	36	X	X	X	X	X	X	X	X	X	X	X	X	X
RIVETER PULL-ON H2O 400G CSA® GLACIER GRIP™																
10036708	DARK BROWN	COMPOSITE TOE	36	X	X	X	X	X	X	X	X	X	X	X	X	X
TREADFAST 6" H2O																
10040404	DARK BROWN	N/A	52	X	X	X	X	X	X	X	X	X	X	X	X	X
10040405	DARK BROWN	STEEL TOE	52	X	X	X	X	X	X	X	X	X	X	X	X	X
SHIFTRUNNER™																
10042566	SMOKY GREY	N/A	59	X	X	X	X	X	X	X	X	X	X	X	X	X
10042567	BLUE WAVES	N/A	59	X	X	X	X	X	X	X	X	X	X	X	X	X
10042568	WINETASTING	N/A	59	X	X	X	X	X	X	X	X	X	X	X	X	X

SLIP RESISTANCE RATING OF >.35

Special Note on Slip Resistance

Certain indoor industrial plants have specific slip resistance needs — not all Ariat® boots that are “slip resisting” may be appropriate for these environments. As a guideline, many Safety Directors look for work footwear to rate .35 or higher, oily/wet conditions on Mark II to be appropriate for indoor manufacturing environments. Ariat® offers a range of styles that meet or exceed this level of slip resistance.

STYLE NAME	GENDER	STYLE #	PAGE
Anthem Deco	Women's	10029498	93
Anthem H2O	Women's	10031664	92
Anthem VentTEK™	Women's	10031663	92
Anthem	Women's	10027420	93
Big Rig 6" H2O	Men's	10042550	28
Big Rig 6" H2O	Men's	10042551	28
Big Rig Chelsea H2O	Men's	10042544	28
Big Rig Chelsea H2O	Men's	10042545	28
Big Rig H2O	Men's	10033991	79
Big Rig H2O	Men's	10033993	79
Big Rig	Men's	10033963	79
Big Rig	Men's	10033966	79
Cascade 8" H2O	Men's	10002397	84
Cascade 8"	Men's	10002418	83
Cascade 8"	Men's	10002420	83
Cascade 8" Wide Square Toe	Men's	10011916	83
Cascade 8" Wide Square Toe	Men's	10011917	83
Casey 6" Met Guard	Women's	10033995	50
Casey 6"	Women's	10033921	49
Casual Work Mid Lace SD	Women's	10020097	53
Catalyst™ VX Work 8" Met Guard H2O	Men's	10021706	18
Catalyst™ VX Work Wide Square Toe H2O	Men's	10016253	62
Edge LTE Chukka H2O	Men's	10024953	46
Edge LTE Chukka	Men's	10024951	47
Edge LTE Chukka Met Guard	Men's	10034149	46
Edge LTE Chukka SD	Men's	10038398	48
Edge LTE Moc H2O	Men's	10024956	47
Edge LTE Moc	Men's	10024954	47
Edge LTE Moc	Men's	10044578	47
Edge LTE Moc	Women's	10035978	48
Edge LTE Moc	Women's	10042485	48
Edge LTE Slip-On SD	Men's	10029530	48
Endeavor 6" H2O	Men's	10031591	21
Endeavor 6" H2O	Men's	10031659	21
Endeavor 8" H2O	Men's	10038373	21
Expert Safety Clog SD	Women's	10011976	54
Fatbaby® Work Pull-On	Women's	10040431	95
Groundbreaker 6"	Men's	10016256	44
Groundbreaker Chelsea H2O	Men's	10024983	44
Groundbreaker Met Guard	Men's	10036107	45
Groundbreaker Pull-On	Men's	10014238	45
Groundbreaker Pull-On	Men's	10014241	45
Groundbreaker Wide Square Toe H2O	Men's	10015196	89
Groundbreaker Wide Square Toe H2O	Men's	10024984	89
Groundbreaker Wide Square Toe H2O	Men's	10024992	89
Groundbreaker Wide Square Toe	Men's	10015191	88
Groundbreaker Wide Square Toe	Men's	10020059	88
Groundbreaker Wide Square Toe	Men's	10021108	88
Groundbreaker Wide Square Toe Met Guard	Men's	10020063	88
Groundwork Pull-On H2O	Men's	10035965	90
Groundwork Wide Square Toe H2O	Men's	10034720	89
Groundwork Wide Square Toe H2O	Men's	10034724	89

STYLE NAME	GENDER	STYLE #	PAGE
Groundwork Wide Square Toe	Men's	10034717	89
Groundwork Wide Square Toe	Men's	10034718	89
Intrepid™ 8" H2O	Men's	10020079	63
Intrepid™ VentTEK™	Men's	10020072	63
Intrepid™ VentTEK™	Men's	10023042	63
Krista Pull-On H2O	Women's	10029516	94
Krista Pull-On Met Guard	Women's	10033994	94
Macey™	Women's	10005947	49
Macey™	Women's	10005949	49
MasterGrip™ Pull-On SD	Men's	10020094	29
Outpace™	Men's	10040282	56
Outpace™	Men's	10040283	56
Outpace™ SD	Men's	10040319	56
Outpace™ SD	Women's	10044427	57
Outpace™ Shift	Men's	10047025	56
Outpace™ Shift	Men's	10047026	56
Outpace™ Shift	Men's	10047027	56
Outpace™ Shift	Women's	10046878	56
Outpace™ Shift	Women's	10046879	56
Outpace™ Shift	Women's	10046880	56
Outpace™	Women's	10040322	57
Outpace™	Women's	10040323	57
Outpace™	Women's	10040324	57
OverDrive™ 8" Wide Square Toe H2O	Men's	10012940	64
OverDrive™ Pull-On H2O	Men's	10010901	19
OverDrive™ Wide Square Toe	Men's	10011933	64
OverDrive™ XTR Pull-On H2O	Men's	10012942	19
Rebar™ Flex 6"	Men's	10021495	43
Rebar™ Flex Western H2O	Men's	10021485	87
Rebar™ Flex Western H2O	Men's	10021486	87
Rebar™ Flex Western H2O	Men's	10034157	87
Rebar™ Flex Western H2O	Men's	10034158	87
Rebar™ Flex Western Patriot H2O	Men's	10029518	87
Rebar™ Flex Western VentTEK™ Incognito	Men's	10040436	87
RigTEK™ 6" H2O CSA®	Men's	10045418	26
RigTEK™ 8" H2O CSA®	Men's	10035989	26
RigTEK™ 8" Wide Square Toe	Men's	10012927	77
RigTEK™ Pull-On H2O CSA®	Men's	10035988	27
RigTEK™ Wide Square Toe H2O	Men's	10012932	77
RigTEK™ Wide Square Toe H2O	Men's	10034156	77
Riveter 6" CSA® H2O	Women's	10035773	35
Riveter Chelsea CSA® H2O	Women's	10035772	35
Riveter Pull-On CSA® H2O	Women's	10035774	36
ShiftRunner™	Men's	10042569	59
ShiftRunner™	Men's	10042570	59
ShiftRunner™	Women's	10042566	59
ShiftRunner™	Women's	10042567	59
ShiftRunner™	Women's	10042568	59
Sierra H2O	Men's	10002385	83
Sierra	Men's	10002422	83
Sierra	Men's	10004986	83
Sierra	Men's	10021473	83
Sierra Saddle	Men's	10002304	82
Sierra Shock Shield® Patriot Wide Square Toe	Men's	10044426	81
Sierra Shock Shield® Patriot Wide Square Toe	Men's	10044505	81
Sierra Shock Shield® Wide Square Toe H2O	Men's	10044544	81
Sierra Shock Shield® Wide Square Toe H2O	Men's	10044545	81
Sierra Shock Shield® Wide Square Toe	Men's	10042541	81
Sierra Shock Shield® Wide Square Toe	Men's	10042555	81
Sierra Shock Shield® Wide Square Toe	Men's	10046929	81
Sierra Wide Square Toe	Men's	10010134	82
Sierra Wide Square Toe	Men's	10010148	82
Sierra Wide Square Toe	Men's	10017434	82
Sierra Wide Square Toe Puncture Resistant	Men's	10012948	82
Stump Jumper™ 6" H2O	Men's	10038299	25
Stump Jumper™ Pull-On H2O	Men's	10038282	25

REFERENCE

Index by SLIP RESISTANCE RATING OF >.35 / WATERPROOF

SLIP RESISTANCE RATING OF >.35 (CONT.)

STYLE NAME	GENDER	STYLE #	PAGE	STYLE NAME	GENDER	STYLE #	PAGE
Telluride Work H2O	Women's	10029481	37	WorkHog® Wide Square Toe	Men's	10031672	74
Tracey Pull-On H2O	Women's	10015405	91	WorkHog® Wide Square Toe Met Guard CSA®	Men's	10017174	72
Tracey Pull-On	Women's	10008634	91	WorkHog® Wide Square Toe Met Guard H2O	Men's	10016265	72
Treadfast 6" H2O	Men's	10034673	51	WorkHog® Wide Square Toe VentTEK™	Men's	10020083	73
Treadfast 6" H2O	Men's	10040266	51	WorkHog® Wide Square Toe VentTEK™	Men's	10020084	73
Treadfast 6" H2O	Women's	10040404	52	WorkHog® XT 8" BOA® H2O	Men's	10038922	66
Treadfast 6" H2O	Women's	10040405	52	WorkHog® XT Coil Wide Square Toe	Men's	10029514	68
Treadfast 6"	Men's	10034671	51	WorkHog® XT Coil Wide Square Toe	Men's	10029515	68
Treadfast 6"	Men's	10034672	51	WorkHog® XT Cottonwood	Men's	10038316	68
Treadfast 8" H2O	Men's	10042484	52	WorkHog® XT Cottonwood	Men's	10038317	68
Treadfast 8" H2O	Men's	10042496	52	WorkHog® XT Cottonwood	Men's	10038318	68
WorkHog® 8" H2O	Men's	10011939	75	WorkHog® XT Cottonwood	Men's	10038320	68
WorkHog® 8" H2O	Men's	10011943	75	WorkHog® XT Cottonwood	Men's	10038321	68
WorkHog® 8"	Men's	10016266	75	WorkHog® XT Cottonwood	Men's	10038323	68
WorkHog® Mesteno H2O	Men's	10015400	73	WorkHog® XT Dare	Men's	10024952	69
WorkHog® Patriot	Men's	10022968	73	WorkHog® XT Incognito	Men's	10038223	67
WorkHog® Patriot	Men's	10023100	73	WorkHog® XT Patriot H2O	Men's	10036002	69
WorkHog® Pull-On H2O	Men's	10001198	76	WorkHog® XT Phoenix	Men's	10046931	68
WorkHog® Pull-On H2O	Men's	10001200	76	WorkHog® XT Pull-On H2O	Men's	10045435	70
WorkHog® Pull-On H2O	Men's	10008633	76	WorkHog® XT Pull-On H2O	Men's	10045436	70
WorkHog® Pull-On H2O	Men's	10008635	76	WorkHog® XT Pull-On	Men's	10045437	70
WorkHog® Pull-On	Men's	10001187	76	WorkHog® XT Pull-On	Men's	10045438	70
WorkHog® Pull-On	Men's	10001188	76	WorkHog® XT VentTEK™ Bold H2O	Men's	10035881	67
WorkHog® Pull-On	Men's	10001191	76	WorkHog® XT VentTEK™ H2O	Men's	10035984	67
WorkHog® Wellington H2O	Men's	10020092	75	WorkHog® XT VentTEK™ H2O	Men's	10036005	67
WorkHog® Wide Square Toe CSA®	Men's	10017170	71	WorkHog® XT Wide Square Toe BOA® H2O	Men's	10038921	66
WorkHog® Wide Square Toe H2O 400G CSA®	Men's	10042552	71	WorkHog® XT Wide Square Toe BOA® H2O	Men's	10038924	66
WorkHog® Wide Square Toe H2O 400G	Men's	10018555	72	WorkHog® XT Wide Square Toe BOA®	Men's	10038923	66
WorkHog® Wide Square Toe H2O CSA®	Men's	10017175	72	WorkHog® XT Wide Square Toe H2O	Men's	10024966	69
WorkHog® Wide Square Toe H2O	Men's	10010133	74	WorkHog® XT Wide Square Toe H2O	Men's	10024968	69
WorkHog® Wide Square Toe H2O	Men's	10017420	74	WorkHog® XT Wide Square Toe H2O	Men's	10024971	69
WorkHog® Wide Square Toe H2O	Men's	10017436	74	WorkHog® XT Wide Square Toe H2O	Men's	10031474	69
WorkHog® Wide Square Toe	Men's	10005888	74	WorkHog® XT Wide Square Toe H2O	Men's	10031483	69
WorkHog® Wide Square Toe	Men's	10006961	74				



STYLE NAME	GENDER	STYLE #	PAGE	STYLE NAME	GENDER	STYLE #	PAGE
Anthem H2O	Women's	10031664	92	OverDrive™ XTR Pull-On H2O	Men's	10012942	19
Big Rig 6" H2O	Men's	10042550	28	Powerline 8" H2O 400G	Men's	10018567	22
Big Rig 6" H2O	Men's	10042551	28	Powerline 8" H2O	Men's	10018563	22
Big Rig Chelsea H2O	Men's	10042544	28	Powerline 8" H2O	Men's	10018566	22
Big Rig Chelsea H2O	Men's	10042545	28	Powerline H2O 400G	Men's	10018569	23
Big Rig H2O	Men's	10033991	79	Rebar™ Flex Western H2O	Men's	10021485	87
Big Rig H2O	Men's	10033993	79	Rebar™ Flex Western H2O	Men's	10021486	87
Cascade 8" H2O	Men's	10002397	84	Rebar™ Flex Western H2O	Men's	10034157	87
Catalyst™ VX Work 8" Met Guard H2O	Men's	10021706	18	Rebar™ Flex Western H2O	Men's	10034158	87
Catalyst™ VX Work Wide Square Toe H2O	Men's	10016253	62	Rebar™ Flex Western Patriot H2O	Men's	10029518	87
Edge LTE Chukka H2O	Men's	10024953	46	Rebar™ Lift 6" H2O	Men's	10046876	39
Edge LTE Moc H2O	Men's	10024956	47	Rebar™ Lift 6" H2O	Men's	10046877	39
Endeavor 6" H2O	Men's	10031591	21	Rebar™ Lift 8" H2O	Men's	10047028	39
Endeavor 6" H2O	Men's	10031659	21	Rebar™ Lift 8" H2O	Men's	10047029	39
Endeavor 8" H2O	Men's	10038373	21	Rebar™ Wedge 6" H2O	Men's	10035945	40
Groundbreaker Chelsea H2O	Men's	10024983	44	Rebar™ Wedge 6" H2O	Men's	10035946	40
Groundbreaker Wide Square Toe H2O	Men's	10015196	89	Rebar™ Wedge 6" Moc Toe H2O	Men's	10035916	40
Groundbreaker Wide Square Toe H2O	Men's	10024984	89	Rebar™ Wedge 6" Moc Toe H2O	Men's	10035917	40
Groundbreaker Wide Square Toe H2O	Men's	10024992	89	Rebar™ Wedge 6" Moc Toe H2O	Men's	10044539	40
Groundwork Pull-On H2O	Men's	10035965	90	Rebar™ Wedge 6" Moc Toe H2O	Men's	10044540	40
Groundwork Wide Square Toe H2O	Men's	10034720	89	Rebar™ Wedge Chelsea H2O	Women's	10042481	42
Groundwork Wide Square Toe H2O	Men's	10034724	89	Rebar™ Wedge Chelsea H2O	Women's	10042482	42
Intrepid™ 8" H2O	Men's	10020079	63	Rebar™ Wedge Chelsea H2O	Women's	10042563	42
Krista Pull-On H2O	Women's	10029516	94	Rebar™ Wedge Chelsea H2O	Women's	10042564	42
OverDrive™ 8" Wide Square Toe H2O	Men's	10012940	64	Rebar™ Wedge Moc Toe H2O	Women's	10035770	41
OverDrive™ Pull-On H2O	Men's	10010901	19	Rebar™ Wedge Moc Toe H2O	Women's	10038335	41

WATERPROOF (CONT.)

STYLE NAME	GENDER	STYLE #	PAGE	STYLE NAME	GENDER	STYLE #	PAGE
Rebar™ Wedge Moc Toe H2O	Women's	10038336	41	Turbo Chelsea USA Assembled H2O	Men's	10036738	31
Rebar™ Wedge Moc Toe H2O	Women's	10043240	41	Turbo Outlaw 6" H2O CSA®	Men's	10045417	34
Rebar™ Wedge Orgullo Mexicano H2O	Men's	10042497	41	Turbo Outlaw 6" H2O	Men's	10033996	33
Rebar™ Wedge Pull-On H2O	Men's	10042862	41	Turbo Outlaw 8" H2O 400g CSA®	Men's	10033997	34
RigTEK™ II 6" H2O CSA®	Men's	10045418	26	Turbo Outlaw 8" Met Guard H2O CSA®	Men's	10033998	34
RigTEK™ II 8" H2O CSA®	Men's	10035989	26	Turbo Pull-On H2O	Men's	10027328	32
RigTEK™ II Pull-On H2O CSA®	Men's	10035988	27	Turbo Pull-On Moc Toe H2O	Men's	10040396	32
RigTEK™ Wide Square Toe H2O	Men's	10012932	77	Turbo Pull-On Moc Toe H2O	Men's	10040397	32
RigTEK™ Wide Square Toe H2O	Men's	10034156	77	Women's Treadfast 6" H2O	Women's	10040404	52
Riveter 6" CSA® H2O	Women's	10035773	35	Women's Treadfast 6" H2O	Women's	10040405	52
Riveter 8" H2O 400g CSA® Glacier Grip	Women's	10036707	36	WorkHog® 8" H2O	Men's	10011939	75
Riveter Chelsea CSA® H2O	Women's	10035772	35	WorkHog® 8" H2O	Men's	10011943	75
Riveter Pull-On CSA® H2O	Women's	10035774	36	WorkHog® Mesteno H2O	Men's	10015400	73
Riveter Pull-On H2O 400g CSA® Glacier Grip	Women's	10036708	36	WorkHog® Pull-On H2O	Men's	10001198	76
Sierra H2O	Men's	10002385	83	WorkHog® Pull-On H2O	Men's	10001200	76
Sierra Shock Shield® Wide Square Toe H2O	Men's	10044544	81	WorkHog® Pull-On H2O	Men's	10008633	76
Sierra Shock Shield® Wide Square Toe H2O	Men's	10044545	81	WorkHog® Pull-On H2O	Men's	10008635	76
Stump Jumper™ 6" H2O	Men's	10038299	25	WorkHog® Wellington H2O	Men's	10020092	75
Stump Jumper™ 8" H2O 600g CSA® Glacier Grip	Men's	10038283	25	WorkHog® Wide Square Toe H2O 400G CSA®	Men's	10042552	71
Stump Jumper™ Pull-On H2O	Men's	10038282	25	WorkHog® Wide Square Toe H2O 400G	Men's	10018555	72
Telluride Work H2O	Women's	10029481	37	WorkHog® Wide Square Toe H2O CSA®	Men's	10017175	72
Tracey Pull-On H2O	Women's	10015405	91	WorkHog® Wide Square Toe H2O	Men's	10010133	74
Treadfast 6" H2O	Men's	10034673	51	WorkHog® Wide Square Toe H2O	Men's	10017420	74
Treadfast 6" H2O	Men's	10040266	51	WorkHog® Wide Square Toe H2O	Men's	10017436	74
Treadfast 8" H2O	Men's	10042484	52	WorkHog® Wide Square Toe Met Guard H2O	Men's	10016265	72
Treadfast 8" H2O	Men's	10042496	52	WorkHog® XT 8" BOA® H2O	Men's	10038922	66
Turbo 6" H2O CSA®	Men's	10029132	33	WorkHog® XT Patriot H2O	Men's	10036002	69
Turbo 6" H2O CSA®	Men's	10029134	33	WorkHog® XT Pull-On H2O	Men's	10045435	70
Turbo 6" H2O	Men's	10027335	31	WorkHog® XT Pull-On H2O	Men's	10045436	70
Turbo 6" H2O	Men's	10032608	31	WorkHog® XT VentTEK™ Bold H2O	Men's	10035881	67
Turbo 6" H2O	Men's	10046860	31	WorkHog® XT VentTEK™ H2O	Men's	10035984	67
Turbo 6" H2O	Men's	10046861	31	WorkHog® XT VentTEK™ H2O	Men's	10036005	67
Turbo 6" USA Assembled H2O	Men's	10036739	31	WorkHog® XT Wide Square Toe BOA® H2O	Men's	10038921	66
Turbo 8" H2O CSA®	Men's	10029136	33	WorkHog® XT Wide Square Toe BOA® H2O	Men's	10038924	66
Turbo 8" H2O	Men's	10027326	32	WorkHog® XT Wide Square Toe H2O	Men's	10024966	69
Turbo 8" USA Assembled H2O	Men's	10036737	31	WorkHog® XT Wide Square Toe H2O	Men's	10024968	69
Turbo Chelsea H2O	Men's	10027330	32	WorkHog® XT Wide Square Toe H2O	Men's	10024971	69
Turbo Chelsea H2O	Men's	10027331	32	WorkHog® XT Wide Square Toe H2O	Men's	10031474	69
Turbo Chelsea H2O	Men's	10032609	32	WorkHog® XT Wide Square Toe H2O	Men's	10031483	69

REFERENCE

3M
THINSULATE™ **INSULATED**



STYLE NAME **Powerline 8" H2O 400G**
GENDER **Men's**
SAFETY TOE **Composite Toe**
STYLE # **10018567** PAGE # **22**



STYLE NAME **Turbo Outlaw 8" H2O 400g CSA®**
GENDER **Men's**
SAFETY TOE **Carbon Toe**
STYLE # **10033997** PAGE # **34**



STYLE NAME **WorkHog® Wide Square Toe H2O 400G CSA®**
GENDER **Men's**
SAFETY TOE **Composite Toe**
STYLE # **10042552** PAGE # **71**



STYLE NAME **Powerline H2O 400G**
GENDER **Men's**
SAFETY TOE **Composite Toe**
STYLE # **10018569** PAGE # **23**



STYLE NAME **Riveter 8" H2O 400g CSA® Glacier Grip™**
GENDER **Women's**
SAFETY TOE **Composite Toe**
STYLE # **10036707** PAGE # **36**



STYLE NAME **WorkHog® Wide Square Toe H2O 400G**
GENDER **Men's**
SAFETY TOE **Composite Toe**
STYLE # **10018555** PAGE # **72**



STYLE NAME **Stump Jumper™ 8" H2O 600g CSA® Glacier Grip™**
GENDER **Men's**
SAFETY TOE **Composite Toe**
STYLE # **10038283** PAGE # **25**



STYLE NAME **Riveter Pull-On H2O 400g CSA® Glacier Grip™**
GENDER **Women's**
SAFETY TOE **Composite Toe**
STYLE # **10036708** PAGE # **36**

Index by MET GUARD / STATIC DISSIPATIVE / PUNCTURE RESISTANT



STYLE NAME **Catalyst™ VX Work 8" Met Guard H20**
 GENDER Men's
 SAFETY TOE Composite Toe
 STYLE # 10021706 PAGE # 18



STYLE NAME **Edge LTE Chukka Met Guard**
 GENDER Men's
 SAFETY TOE Composite Toe
 STYLE # 10034149 PAGE # 46



STYLE NAME **Groundbreaker Met Guard**
 GENDER Men's
 SAFETY TOE Steel Toe
 STYLE # 10036107 PAGE # 45



STYLE NAME **Groundbreaker Wide Square Toe Met Guard**
 GENDER Men's
 SAFETY TOE Steel Toe
 STYLE # 10020063 PAGE # 88



STYLE NAME **Turbo Outlaw 8" Met Guard H20 CSA®**
 GENDER Men's
 SAFETY TOE Carbon Toe
 STYLE # 10033998 PAGE # 34



STYLE NAME **Casey 6" Met Guard**
 GENDER Women's
 SAFETY TOE Composite Toe
 STYLE # 10033995 PAGE # 50



STYLE NAME **Krista Pull-On Met Guard**
 GENDER Women's
 SAFETY TOE Steel Toe
 STYLE # 10033994 PAGE # 94



STYLE NAME **WorkHog® Wide Square Toe Met Guard CSA®**
 GENDER Men's
 SAFETY TOE Composite Toe
 STYLE # 10017174 PAGE # 72



STYLE NAME **WorkHog® Wide Square Toe Met Guard H20**
 GENDER Men's
 SAFETY TOE Composite Toe
 STYLE # 10016265 PAGE # 72

SD STATIC DISSIPATIVE



STYLE NAME **Edge LTE Chukka SD**
 GENDER Men's
 SAFETY TOE Composite Toe
 STYLE # 10038398 PAGE # 48



STYLE NAME **Edge LTE Slip-On SD**
 GENDER Men's
 SAFETY TOE Composite Toe
 STYLE # 10029530 PAGE # 48



STYLE NAME **MasterGrip™ Pull-On SD**
 GENDER Men's
 SAFETY TOE Composite Toe
 STYLE # 10020094 PAGE # 29



STYLE NAME **Outpace™ SD**
 GENDER Men's
 SAFETY TOE Composite Toe
 STYLE # 10040319 PAGE # 56



STYLE NAME **Casual Work Mid Lace SD**
 GENDER Women's
 SAFETY TOE Composite Toe
 STYLE # 10020097 PAGE # 53



STYLE NAME **Expert Safety Clog SD**
 GENDER Women's
 SAFETY TOE Composite Toe
 STYLE # 10011976 PAGE # 54



STYLE NAME **Outpace™ SD**
 GENDER Women's
 SAFETY TOE Composite Toe
 STYLE # 10044427 PAGE # 57

PUNCTURE RESISTANT



STYLE NAME **RigTEK™ 6" H20 CSA®**
 GENDER Men's
 SAFETY TOE Composite Toe
 STYLE # 10045418 PAGE # 26



STYLE NAME **RigTEK™ 8" H20 CSA®**
 GENDER Men's
 SAFETY TOE Composite Toe
 STYLE # 10035989 PAGE # 26



STYLE NAME **RigTEK™ Pull-On H20 CSA®**
 GENDER Men's
 SAFETY TOE Composite Toe
 STYLE # 10035988 PAGE # 27



STYLE NAME **Riveter 6" CSA® H20**
 GENDER Women's
 SAFETY TOE Composite Toe
 STYLE # 10035773 PAGE # 35



STYLE NAME **Riveter 8" H20 400g CSA® Glacier Grip™**
 GENDER Women's
 SAFETY TOE Composite Toe
 STYLE # 10036707 PAGE # 36



STYLE NAME **Riveter Chelsea CSA® H20**
 GENDER Women's
 SAFETY TOE Composite Toe
 STYLE # 10035772 PAGE # 35

PUNCTURE RESISTANT (CONT.)



STYLE NAME **Riveter Pull-On CSA® H20**
 GENDER Women's
 SAFETY TOE Composite Toe
 STYLE # 10035774 PAGE # 36



STYLE NAME **Riveter Pull-On H20 400g CSA® Glacier Grip™**
 GENDER Women's
 SAFETY TOE Composite Toe
 STYLE # 10036708 PAGE # 36



STYLE NAME **Sierra Wide Square Toe Puncture Resistant**
 GENDER Men's
 SAFETY TOE Steel Toe
 STYLE # 10012948 PAGE # 82



STYLE NAME **Stump Jumper™ 8" H20 600g CSA® Glacier Grip**
 GENDER Men's
 SAFETY TOE Composite Toe
 STYLE # 10038283 PAGE # 25



STYLE NAME **Turbo 6" H20 CSA®**
 GENDER Men's
 SAFETY TOE Carbon Toe
 STYLE # 10029132 PAGE # 33



STYLE NAME **Turbo 6" H20 CSA®**
 GENDER Men's
 SAFETY TOE Carbon Toe
 STYLE # 10029134 PAGE # 33



STYLE NAME **Turbo 8" H20 CSA®**
 GENDER Men's
 SAFETY TOE Carbon Toe
 STYLE # 10029136 PAGE # 33



STYLE NAME **Turbo Outlaw 6" H20 CSA®**
 GENDER Men's
 SAFETY TOE Carbon Toe
 STYLE # 10045417 PAGE # 34



STYLE NAME **Turbo Outlaw 8" H20 400g CSA®**
 GENDER Men's
 SAFETY TOE Carbon Toe
 STYLE # 10033997 PAGE # 34



STYLE NAME **Turbo Outlaw 8" Met Guard H20 CSA®**
 GENDER Men's
 SAFETY TOE Carbon Toe
 STYLE # 10033998 PAGE # 34



STYLE NAME **WorkHog® Wide Square Toe CSA®**
 GENDER Men's
 SAFETY TOE Composite Toe
 STYLE # 10017170 PAGE # 71



STYLE NAME **WorkHog® Wide Square Toe H20 400g CSA®**
 GENDER Men's
 SAFETY TOE Composite Toe
 STYLE # 10042552 PAGE # 71



STYLE NAME **WorkHog® Wide Square Toe H20 CSA®**
 GENDER Men's
 SAFETY TOE Composite Toe
 STYLE # 10017175 PAGE # 72



STYLE NAME **WorkHog® Wide Square Toe Met Guard CSA®**
 GENDER Men's
 SAFETY TOE Composite Toe
 STYLE # 10017174 PAGE # 72

REFERENCE

CARBON TOE

STYLE NAME	GENDER	STYLE #	PAGE	STYLE NAME	GENDER	STYLE #	PAGE
Endeavor 6" H20	Men's	10031591	21	WorkHog® XT 8" BOA® H20	Men's	10038922	66
Endeavor 8" H20	Men's	10038373	21	WorkHog® XT Coil Wide Square Toe	Men's	10029514	68
Turbo 6" H20 CSA®	Men's	10029132	33	WorkHog® XT Cottonwood	Men's	10038316	68
Turbo 6" H20 CSA®	Men's	10029134	33	WorkHog® XT Cottonwood	Men's	10038317	68
Turbo 6" H20	Men's	10027335	31	WorkHog® XT Cottonwood	Men's	10038318	68
Turbo 6" H20	Men's	10046861	31	WorkHog® XT Dare	Men's	10024952	69
Turbo 6" USA Assembled H20	Men's	10036739	31	WorkHog® XT Incognito	Men's	10038223	67
Turbo 8" H20 CSA®	Men's	10029136	33	WorkHog® XT Patriot H20	Men's	10036002	69
Turbo 8" H20	Men's	10027326	32	WorkHog® XT Phoenix	Men's	10046931	68
Turbo 8" USA Assembled H20	Men's	10036737	31	WorkHog® XT Pull-On H20	Men's	10045435	70
Turbo Chelsea H20	Men's	10027330	32	WorkHog® XT Pull-On	Men's	10045437	70
Turbo Chelsea H20	Men's	10027331	32	WorkHog® XT VentTEK™ Bold H20	Men's	10035881	67
Turbo Chelsea USA Assembled H20	Men's	10036738	31	WorkHog® XT VentTEK™ H20	Men's	10036005	67
Turbo Outlaw 6" H20 CSA®	Men's	10045417	34	WorkHog® XT Wide Square Toe BOA® H20	Men's	10038924	66
Turbo Outlaw 6" H20	Men's	10033996	33	WorkHog® XT Wide Square Toe BOA®	Men's	10038923	66
Turbo Outlaw 8" H20 400g CSA®	Men's	10033997	34	WorkHog® XT Wide Square Toe H20	Men's	10024966	69
Turbo Outlaw 8" Met Guard H20 CSA®	Men's	10033998	34	WorkHog® XT Wide Square Toe H20	Men's	10024968	69
Turbo Pull-On H20	Men's	10027328	32	WorkHog® XT Wide Square Toe H20	Men's	10031483	69
Turbo Pull-On Moc Toe H20	Men's	10040396	32				

Index by COMPOSITE TOE / STEEL TOE

COMPOSITE TOE

STYLE NAME	GENDER	STYLE #	PAGE	STYLE NAME	GENDER	STYLE #	PAGE
Anthem Deco	Women's	10029498	93	Powerline H2O 400G	Men's	10018569	23
Anthem H2O	Women's	10031664	92	Rebar™ Flex 6"	Men's	10021495	43
Anthem VentTEK™	Women's	10031663	92	Rebar™ Flex Western H2O	Men's	10021486	87
Anthem	Women's	10027420	93	Rebar™ Flex Western H2O	Men's	10034157	87
Big Rig 6" H2O	Men's	10042550	28	Rebar™ Flex Western Patriot H2O	Men's	10029518	87
Big Rig Chelsea H2O	Men's	10042544	28	Rebar™ Lift 6" H2O	Men's	10046876	39
Big Rig H2O	Men's	10033993	79	Rebar™ Lift 8" H2O	Men's	10047028	39
Big Rig	Men's	10033966	79	Rebar™ Wedge 6" H2O	Men's	10035945	40
Casey 6" Met Guard	Women's	10033995	50	Rebar™ Wedge 6" Moc Toe H2O	Men's	10035917	40
Casey 6"	Women's	10033921	49	Rebar™ Wedge 6" Moc Toe H2O	Men's	10044540	40
Casual Work Mid Lace SD	Women's	10020097	53	Rebar™ Wedge Chelsea H2O	Women's	10042563	42
Catalyst™ VX Work 8" Met Guard H2O	Men's	10021706	18	Rebar™ Wedge Chelsea H2O	Women's	10042564	42
Catalyst™ VX Work Wide Square Toe H2O	Men's	10016253	62	Rebar™ Wedge Moc Toe H2O	Women's	10038335	41
Edge LTE Chukka H2O	Men's	10024953	46	Rebar™ Wedge Moc Toe H2O	Women's	10043240	41
Edge LTE Chukka	Men's	10024951	47	Rebar™ Wedge Pull-On H2O	Men's	10042862	41
Edge LTE Chukka Met Guard	Men's	10034149	46	RigTEK™ 6" H2O CSA®	Men's	10045418	26
Edge LTE Chukka SD	Men's	10038398	48	RigTEK™ 8" H2O CSA®	Men's	10035989	26
Edge LTE Moc H2O	Men's	10024956	47	RigTEK™ 8" Wide Square Toe	Men's	10012927	77
Edge LTE Moc	Men's	10024954	47	RigTEK™ Pull-On H2O CSA®	Men's	10035988	27
Edge LTE Moc	Men's	10044578	47	RigTEK™ Wide Square Toe H2O	Men's	10012932	77
Edge LTE Moc	Women's	10035978	48	RigTEK™ Wide Square Toe H2O	Men's	10034156	77
Edge LTE Moc	Women's	10042485	48	Riveter 6" CSA® H2O	Women's	10035773	35
Edge LTE Slip-On SD	Men's	10029530	48	Riveter 8" H2O 400g CSA® Glacier Grip	Women's	10036707	36
Expert Safety Clog SD	Women's	10011976	54	Riveter Chelsea CSA® H2O	Women's	10035772	35
Intrepid™ 8" H2O	Men's	10020079	63	Riveter Pull-On CSA® H2O	Women's	10035774	36
Intrepid™ VentTEK™	Men's	10020072	63	Riveter Pull-On H2O 400g CSA® Glacier Grip	Women's	10036708	36
Intrepid™ VentTEK™	Men's	10023042	63	Stump Jumper™ 6" H2O	Men's	10038299	25
Macey™	Women's	10005949	49	Stump Jumper™ 8" H2O 600g CSA® Glacier Grip	Men's	10038283	25
MasterGrip™ Pull-On SD	Men's	10020094	29	Stump Jumper™ Pull-On H2O	Men's	10038282	25
Outpace™	Men's	10040282	56	Telluride Work H2O	Women's	10029481	37
Outpace™	Men's	10040283	56	Tracey Pull-On H2O	Women's	10015405	91
Outpace™ SD	Men's	10040319	56	Tracey Pull-On	Women's	10008634	91
Outpace™ SD	Women's	10044427	57	WorkHog® 8" H2O	Men's	10011943	75
Outpace™ Shift	Men's	10047025	56	WorkHog® Mesteno H2O	Men's	10015400	73
Outpace™ Shift	Men's	10047026	56	WorkHog® Pull-On H2O	Men's	10001200	76
Outpace™ Shift	Women's	10046878	56	WorkHog® Pull-On H2O	Men's	10008635	76
Outpace™ Shift	Women's	10046879	56	WorkHog® Pull-On	Men's	10001191	76
Outpace™	Women's	10040322	57	WorkHog® Wellington H2O	Men's	10020092	75
Outpace™	Women's	10040323	57	WorkHog® Wide Square Toe CSA®	Men's	10017170	71
Outpace™	Women's	10040324	57	WorkHog® Wide Square Toe H2O 400G CSA®	Men's	10042552	71
OverDrive™ 8" Wide Square Toe H2O	Men's	10012940	64	WorkHog® Wide Square Toe H2O 400G	Men's	10018555	72
OverDrive™ Pull-On H2O	Men's	10010901	19	WorkHog® Wide Square Toe H2O CSA®	Men's	10017175	72
OverDrive™ Wide Square Toe	Men's	10011933	64	WorkHog® Wide Square Toe H2O	Men's	10017420	74
OverDrive™ XTR Pull-On H2O	Men's	10012942	19	WorkHog® Wide Square Toe Met Guard CSA®	Men's	10017174	72
Powerline 8" H2O 400G	Men's	10018567	22	WorkHog® Wide Square Toe Met Guard H2O	Men's	10016265	72
Powerline 8" H2O	Men's	10018566	22	WorkHog® Wide Square Toe VentTEK™	Men's	10020084	73

STEEL TOE

STYLE NAME	GENDER	STYLE #	PAGE	STYLE NAME	GENDER	STYLE #	PAGE
Cascade 8" Wide Square Toe	Men's	10011917	83	Sierra Shock Shield® Patriot Wide Square Toe	Men's	10044426	81
Fatbaby® Work Pull-On	Women's	10040431	95	Sierra Shock Shield® Wide Square Toe H2O	Men's	10044544	81
Groundbreaker Chelsea H2O	Men's	10024983	44	Sierra Shock Shield® Wide Square Toe	Men's	10042541	81
Groundbreaker Met Guard	Men's	10036107	45	Sierra Shock Shield® Wide Square Toe	Men's	10046929	81
Groundbreaker Pull-On	Men's	10014241	45	Sierra Wide Square Toe	Men's	10010134	82
Groundbreaker Wide Square Toe H2O	Men's	10015196	89	Sierra Wide Square Toe	Men's	10017434	82
Groundbreaker Wide Square Toe H2O	Men's	10024992	89	Sierra Wide Square Toe Puncture Resistant	Men's	10012948	82
Groundbreaker Wide Square Toe	Men's	10015191	88	Terrain Steel Toe Wide Square Toe	Men's	10016379	85
Groundbreaker Wide Square Toe	Men's	10021108	88	Treadfast 6" H2O	Men's	10034673	51
Groundbreaker Wide Square Toe Met Guard	Men's	10020063	88	Treadfast 6"	Men's	10034671	51
Groundwork Wide Square Toe H2O	Men's	10034720	89	Treadfast 8" H2O	Men's	10042496	52
Groundwork Wide Square Toe	Men's	10034717	89	Women's Treadfast 6" H2O	Women's	10040405	52
Krista Pull-On H2O	Women's	10029516	94	WorkHog® Patriot	Men's	10022968	73
Krista Pull-On Met Guard	Women's	10033994	94	WorkHog® Wide Square Toe H2O	Men's	10010133	74
Sierra	Men's	10021473	83	WorkHog® Wide Square Toe	Men's	10006961	74

 100% NON-METALLIC

STYLE NAME	GENDER	STYLE #	PAGE	STYLE NAME	GENDER	STYLE #	PAGE
Casual Work Mid Lace SD	Women's	10020097	53	Rebar™ Flex Western H2O	Men's	10034158	87
Edge LTE Chukka H2O	Men's	10024953	46	Rebar™ Flex Western Patriot H2O	Men's	10029518	87
Edge LTE Chukka	Men's	10024951	47	Rebar™ Flex Western VentTEK™ Incognito	Men's	10040436	87
Edge LTE Chukka Met Guard	Men's	10034149	46	ShiftRunner™	Men's	10042569	59
Edge LTE Chukka SD	Men's	10038398	48	ShiftRunner™	Men's	10042570	59
Edge LTE Moc H2O	Men's	10024956	47	ShiftRunner™	Women's	10042566	59
Edge LTE Moc	Men's	10024954	47	ShiftRunner™	Women's	10042567	59
Edge LTE Moc	Men's	10044578	47	ShiftRunner™	Women's	10042568	59
Edge LTE Moc	Women's	10035978	48	Telluride Work H2O	Women's	10029481	37
Edge LTE Moc	Women's	10042485	48	Turbo 6" H2O CSA®	Men's	10029132	33
Edge LTE Slip-On SD	Men's	10029530	48	Turbo 6" H2O CSA®	Men's	10029134	33
Expert Safety Clog SD	Women's	10011976	54	Turbo 6" H2O	Men's	10027335	31
MasterGrip™ Pull-On SD	Men's	10020094	29	Turbo 6" H2O	Men's	10032608	31
Outpace™	Men's	10040282	56	Turbo 6" H2O	Men's	10046860	31
Outpace™	Men's	10040283	56	Turbo 6" H2O	Men's	10046861	31
Outpace™ SD	Men's	10040319	56	Turbo 6" USA Assembled H2O	Men's	10036739	31
Outpace™ SD	Women's	10044427	57	Turbo 8" H2O CSA®	Men's	10029136	33
Outpace™ Shift	Men's	10047025	56	Turbo 8" H2O	Men's	10027326	32
Outpace™ Shift	Men's	10047026	56	Turbo 8" USA Assembled H2O	Men's	10036737	31
Outpace™ Shift	Men's	10047027	56	Turbo Chelsea H2O	Men's	10027330	32
Outpace™ Shift	Women's	10046878	56	Turbo Chelsea H2O	Men's	10027331	32
Outpace™ Shift	Women's	10046879	56	Turbo Chelsea H2O	Men's	10032609	32
Outpace™ Shift	Women's	10046880	56	Turbo Chelsea USA Assembled H2O	Men's	10036738	31
Outpace™	Women's	10040322	57	Turbo Outlaw 6" H2O CSA®	Men's	10045417	34
Outpace™	Women's	10040323	57	Turbo Outlaw 6" H2O	Men's	10033996	33
Outpace™	Women's	10040324	57	Turbo Outlaw 8" H2O 400g CSA®	Men's	10033997	34
Rebar™ Flex 6"	Men's	10021495	43	Turbo Outlaw 8" Met Guard H2O CSA®	Men's	10033998	34
Rebar™ Flex Western H2O	Men's	10021485	87	Turbo Pull-On H2O	Men's	10027328	32
Rebar™ Flex Western H2O	Men's	10021486	87	Turbo Pull-On Moc Toe H2O	Men's	10040396	32
Rebar™ Flex Western H2O	Men's	10034157	87	Turbo Pull-On Moc Toe H2O	Men's	10040397	32

REFERENCE

INDEX BY STYLE NAME

ANTHEM WORK	
Women's Anthem	93
Women's Anthem Deco	93
Women's Anthem H2O	92
Women's Anthem VentTEK™	92
BIG RIG	
Big Rig 6" H2O	28
Big Rig Chelsea H2O	28
BIG RIG	
Big Rig	79
Big Rig H2O	79
CASUAL WORK	
Women's Casual Work Mid Lace SD	53
CATALYST™ VX WORK	
Catalyst™ VX Work 8" Met Guard H2O	18
Catalyst™ VX Work Wide Square Toe H2O	62
EDGE LTE	
Edge LTE Chukka	47
Edge LTE Chukka H2O	46
Edge LTE Chukka Met Guard	46
Edge LTE Chukka SD	48
Edge LTE Moc	47
Edge LTE Moc H2O	47
Edge LTE Slip-On SD	48
Women's Edge LTE Moc	48

ENDEAVOR	
Endeavor 6" H2O	21
Endeavor 8" H2O	21
EXPERT SAFETY CLOG	
Women's Expert Safety Clog SD	54
FATBABY® WORK	
Women's Fatbaby® Work Pull-On	95
Women's Krista Pull-On H2O	94
Women's Krista Pull-On Met Guard	94
GROUNDBREAKER	
Groundbreaker 6"	44
Groundbreaker Chelsea H2O	44
Groundbreaker Met Guard	45
Groundbreaker Pull-On	45
Groundbreaker Wide Square Toe	88
Groundbreaker Wide Square Toe H2O	89
Groundbreaker Wide Square Toe Met Guard	88
Groundwork Pull-On H2O	90
Groundwork Wide Square Toe	89
Groundwork Wide Square Toe H2O	89
INTREPID™	
Intrepid™ 8" H2O	63
Intrepid™ VentTEK™	63
MASTERGRIP™	
MasterGrip™ Pull-On SD	29

OUTPACE™	
Outpace™	56
Outpace™ SD	56
Outpace™ Shift	56
Women's Outpace™	57
Women's Outpace™ SD	57
Women's Outpace™ Shift	56
OVERDRIVE™	
OverDrive™ 8" Wide Square Toe H2O	64
OverDrive™ Pull-On H2O	19
OverDrive™ Wide Square Toe	64
OverDrive™ XTR Pull-On H2O	19
POWERLINE	
Powerline 8" H2O	22
Powerline 8" H2O 400G	22
Powerline H2O 400G	23
REBAR™ FLEX	
Rebar™ Flex 6"	43
REBAR™ FLEX WESTERN	
Rebar™ Flex Western H2O	87
Rebar™ Flex Western Patriot H2O	87
Rebar™ Flex Western VentTEK™ Incognito	87

Index by STYLE NAME / STYLE NUMBER

INDEX BY STYLE NAME (CONT.)

REBAR™ WEDGE	TELLURIDE WORK	WORKHOG®
Rebar™ Wedge 6" H2O.....40	Women's Telluride Work H2O37	WorkHog® 8" 75
Rebar™ Wedge 6" Moc Toe H2O.....40		WorkHog® 8" H2O 75
Rebar™ Wedge Orgullo Mexicano H2O41	TERRAIN WORK	WorkHog® Mesteno H2O 73
Rebar™ Wedge Pull-On H2O41	Terrain Steel Toe Wide Square Toe 85	WorkHog® Patriot 73
Women's Rebar™ Wedge Chelsea H2O.....42		WorkHog® Pull-On 76
Women's Rebar™ Wedge Moc Toe H2O.....41	TRACEY	WorkHog® Pull-On H2O 76
	Women's Casey 6"49	WorkHog® Wellington H2O..... 75
REBAR™ LIFT	Women's Casey 6" Met Guard..... 50	WorkHog® Wide Square Toe..... 74
Rebar™ Lift 6" H2O39	Women's Macey™49	WorkHog® Wide Square Toe CSA® 71
Rebar™ Lift 8" H2O39	Women's Tracey Pull-On..... 91	WorkHog® Wide Square Toe H2O 400G 72
	Women's Tracey Pull-On H2O 91	WorkHog® Wide Square Toe H2O 400G CSA® 71
RIGTEK™	TREADFAST	WorkHog® Wide Square Toe H2O 74
RigTEK™ 6" H2O CSA®26	Treadfast 6" 51	WorkHog® Wide Square Toe H2O CSA® 72
RigTEK™ 8" H2O CSA®26	Treadfast 6" H2O 51	WorkHog® Wide Square Toe Met Guard CSA® 72
RigTEK™ 8" Wide Square Toe77	Treadfast 8" H2O 52	WorkHog® Wide Square Toe Met Guard H2O 72
RigTEK™ Pull-On H2O CSA®27	Women's Treadfast 6" H2O 52	WorkHog® Wide Square Toe VentTEK™ 73
RigTEK™ Wide Square Toe H2O77		
SHIFTRUNNER™	TURBO	WORKHOG® XT
ShiftRunner™59	Turbo 6" H2O.....31	WorkHog® XT 8" BOA® H2O..... 66
Women's ShiftRunner™59	Turbo 6" USA Assembled H2O 31	WorkHog® XT Coil Wide Square Toe..... 68
	Turbo 6" H2O CSA®33	WorkHog® XT Cottonwood 68
SIERRA	Turbo 8" H2O.....32	WorkHog® XT Dare 69
Cascade 8"83	Turbo 8" USA Assembled H2O 31	WorkHog® XT Incognito..... 67
Cascade 8" H2O84	Turbo Chelsea USA Assembled H2O.....31	WorkHog® XT Patriot H2O..... 69
Cascade 8" Wide Square Toe83	Turbo Chelsea H2O32	WorkHog® XT Phoenix..... 68
Sierra83	Turbo 8" H2O CSA® 33	WorkHog® XT Pull-On 70
Sierra H2O83	Turbo Outlaw 6" H2O 33	WorkHog® XT Pull-On H2O 70
Sierra Saddle82	Turbo Outlaw 6" H2O CSA® 34	WorkHog® XT VentTEK™ Bold H2O 67
Sierra Shock Shield® Patriot Wide Square Toe81	Turbo Outlaw 8" H2O 400g CSA® 34	WorkHog® XT VentTEK™ H2O..... 67
Sierra Shock Shield® Wide Square Toe.....81	Turbo Outlaw 8" Met Guard H2O CSA® 34	WorkHog® XT Wide Square Toe BOA® 66
Sierra Shock Shield® Wide Square Toe H2O81	Turbo Pull-On H2O.....32	WorkHog® XT Wide Square Toe BOA® H2O 66
Sierra Wide Square Toe82	Turbo Pull-On Moc Toe H2O.....32	WorkHog® XT Wide Square Toe H2O 69
Sierra Wide Square Toe Puncture Resistant.....82	Women's Riveter 6" CSA® H2O 35	
	Women's Riveter 8" H2O 400g CSA®	
STUMP JUMPER™	Glacier Grip™36	
Stump Jumper™ 6" H2O25	Women's Riveter Chelsea CSA® H2O 35	
Stump Jumper™ 8" H2O 600g CSA®	Women's Riveter Pull-On CSA® H2O 36	
Glacier Grip™25	Women's Riveter Pull-On H2O 400g CSA®	
Stump Jumper™ Pull-On H2O25	Glacier Grip™36	

INDEX BY STYLE NUMBER

10001187 76	10011917 83	10017420 74	10023042 63	10029514 68	10034149 46	10035989 26
10001188 76	10011933 64	10017434 82	10023100 73	10029515 68	10034156 77	10036002 69
10001191 76	10011939 75	10017436 74	10024951 47	10029516 94	10034157 87	10036005 67
10001198 76	10011943 75	10018555 72	10024952 69	10029518 87	10034158 87	10036107 45
10001200 76	10011976 54	10018563 22	10024953 46	10029530 48	10034671 51	10036707 36
10002304 82	10012927 77	10018566 22	10024954 47	10031474 69	10034672 51	10036708 36
10002385 83	10012932 77	10018567 22	10024956 47	10031483 69	10034673 51	10036737 31
10002397 84	10012940 64	10018569 23	10024966 69	10031591 21	10034717 89	10036738 31
10002418 83	10012942 19	10020059 88	10024968 69	10031659 21	10034718 89	10036739 31
10002420 83	10012948 82	10020063 88	10024971 69	10031663 92	10034720 89	10038223 67
10002422 83	10014238 45	10020072 63	10024983 44	10031664 92	10034724 89	10038282 25
10004986 83	10014241 45	10020079 63	10024984 89	10031672 74	10035770 41	10038283 25
10005888 74	10015191 88	10020083 73	10024992 89	10032608 31	10035772 35	10038299 25
10005947 49	10015196 89	10020084 73	10027326 32	10032609 32	10035773 35	10038316 68
10005949 49	10015400 73	10020092 75	10027328 32	10033921 49	10035774 36	10038317 68
10006961 74	10015405 91	10020094 29	10027330 32	10033963 79	10035881 67	10038318 68
10008633 76	10016253 62	10020097 53	10027331 32	10033966 79	10035916 40	10038320 68
10008634 91	10016256 44	10021108 88	10027335 31	10033991 79	10035917 40	10038321 68
10008635 76	10016265 72	10021473 83	10027420 93	10033993 79	10035945 40	10038323 68
10010133 74	10016266 75	10021485 87	10029132 33	10033994 94	10035946 40	10038335 41
10010134 82	10016379 85	10021486 87	10029134 33	10033995 50	10035965 90	10038336 41
10010148 82	10017170 71	10021495 43	10029136 33	10033996 33	10035978 48	10038373 21
10010901 19	10017174 72	10021706 18	10029481 37	10033997 34	10035984 67	10038398 48
10011916 83	10017175 72	10022968 73	10029498 93	10033998 34	10035988 27	10038921 66

INDEX BY STYLE NUMBER

10038922 66	10040396 32	10042496 52	10042564 42	10044505 81	10045437 70	10046931 68
10038923 66	10040397 32	10042497 41	10042566 59	10044539 40	10045438 70	10047025 56
10038924 66	10040404 52	10042541 81	10042567 59	10044540 40	10046860 31	10047026 56
10040266 51	10040405 52	10042544 28	10042568 59	10044544 81	10046861 31	10047027 56
10040282 56	10040431 95	10042545 28	10042569 59	10044545 81	10046876 39	10047028 39
10040283 56	10040436 87	10042550 28	10042570 59	10044578 47	10046877 39	10047029 39
10040319 56	10042481 42	10042551 28	10042862 41	10045417 34	10046878 56	
10040322 57	10042482 42	10042552 71	10043240 41	10045418 26	10046879 56	
10040323 57	10042484 52	10042555 81	10044426 81	10045435 70	10046880 56	
10040324 57	10042485 48	10042563 42	10044427 57	10045436 70	10046929 81	

NOTES

REFERENCE



Know your stuff?
Here's how to become an Ariat expert.

- Explore the Ariat story and TRAIN on technology of featured products.
- Play Edu-Games and earn an EMPLOYEE PURCHASE DISCOUNT off suggested retail.
- POST SOCIAL CONTENT and make PRODUCT RECOMMENDATIONS.
- Build your expertise!

Expert: A person whose passion, experience and knowledge make them a trusted source for advice and inspiration.

How do I log on?

Go to www.Expertvoice.com or download the **ExpertVoice app**. Click the Sign Up button, and follow the prompts to get your login and password. Your Member ID will be your email address, as that is an ID that is unique to you! Group code is not necessary. Once you have entered your email, first name, and last name you will continue by clicking on "Join Now".

What if my store isn't loaded into the system?

Please call 1-866-376-4685 if for some reason your store is not already in the system and the ExpertVoice team will help get you set up.

What is choosing my area of expertise?

Choosing different topics that apply to your daily life. You do not have to choose all 6 but should if there are 6 different topics that apply towards you.

Is adding an affiliation important?

ABSOLUTELY! This is the most important step in the sign-up process! Adding an affiliation is the only way to get access to brands. Your affiliation should be your current place of employment. You will search the name of the business such as Boot Barn or Cavender's. Your next step you will need to choose the correct store location. Type in the address to your location then click on "This is my location" on the map provided.

Questions about your purchase?

Ariat can help! Retail.Partners@Ariat.com





ARIAT INTERNATIONAL, INC.

3242 Whipple Road
Union City, CA 94587 USA
Phone: 510-477-7000
Toll Free: 800-899-8141
Fax: 510-477-6900
Email: info@ariat.com

ARIAT.COM

ARIATWORK.COM

B2B.ARIAT.COM

For more information on sales associate training of Ariat product and technologies, contact your sales representative.

EUROPEAN ECONOMIC AREA

Ariat EU B.V.
Baxter Building B.V.
Muiderstraat 1, 1011 PZ
Amsterdam, Netherlands
Phone: +44 1367 242818
Email: info.ae@ariat.com

UNITED KINGDOM

Ariat Europe Limited
Princes Manor Barn
Reading Road
Harwell
Oxfordshire
OX11 0LU, England
Phone: +44 1367 242818
Email: info.ae@ariat.com

AUSTRALIA / NEW ZEALAND

Just Country Australia
P.O. Box 211
Acacia Ridge QLD 4110
Australia
Phone: +617 3711 8000
Fax: +617 3711 8080
Email: sales@justcountry.com.au,
info@ariat.com.au
Web: ariat.com.au

MEXICO

Grupo Quince 22 S.A. de C.V.
Av. Americas 1612, Floor 2
Col. Country Club
C.P. 44610
Guadalajara, Jalisco, Mexico
Phone: +52 3316527504
Email: ecommerce@1522.mx

LATIN AMERICA

Nelson H. Aquino
Email: nelson.aquino@ariat.com

ASIA PACIFIC

Jackie Wu
Phone: +852 9191 3343
Email: jackie.wu@ariat.com

CHINA

Yunsan (Shanghai) Limited
Attn: Roy Qi
F.18, No.1375 Huaihai Zhong Road
Xuhui District 200030, Shanghai, China
Phone: 021-53068800*8185
Mobile: 13916325295
Email: roy.qi@yunsancorp.com